

COMMISSION OF INQUIRY INTO MONEY LAUNDERING IN BRITISH COLUMBIA

The Honourable Mr. Austin F. Cullen, Commissioner

AFFIDAVIT

I, Annette Ryan, with a business address of 234 Laurier Avenue West, Ottawa, Ontario, AFFIRM THAT:

1. I am a Deputy Director and Chief Financial Officer in the Enterprise Policy, Research and Programs Sector of the Financial Transactions and Reports Analysis Centre of Canada (FINTRAC).
2. I have personal knowledge of the facts and matters herein deposed to, save and except where such facts and matters are stated to be made upon information and belief, and as to such facts and matters I do believe them to be true.
3. I affirm this affidavit to provide evidence to the Commission of Inquiry into Money Laundering in British Columbia and for no other purpose.

Cross-Border Currency Reporting Data

4. Pursuant to subsection 12(1) of the *Proceeds of Crime (Money Laundering) and Terrorist Financing Act*, SC 2000, c 17 (the "PCMLTFA"), and subsection 2(1) of the *Cross Border Currency and Monetary Instruments Reporting Regulations* (SOR/2002-412), every person or entity importing or exporting currency or monetary instruments of a value equal to, or greater than, \$10,000 Canadian dollars must report to a customs officer and complete the prescribed form(s).
5. Once completed, the necessary forms must be provided to an official of the Canada Border Services Agency (the "CBSA"), which is the federal agency responsible for administration and enforcement of Part 2 of the *PCMLTFA*. The CBSA submits electronic and paper copies of each form to FINTRAC. FINTRAC receives three types of currency reporting forms from the CBSA: Individual Reports, Conveyance or Courier Reports and General Individualized Reports (collectively, the "Currency Reporting Forms").
6. In addition, when the CBSA seizes funds due to non-compliance with reporting obligations or because there are grounds to believe the funds are the proceeds of crime or funds used to

AR

finance terrorist activities, the CBSA completes a seizure report. The CBSA submits electronic and paper copies of each seizure report to FINTRAC.

7. Attached as **Exhibit A** to this affidavit is a CD containing one Excel file. This Excel file is a spreadsheet with data representing information that was contained within the Currency Reporting Forms that FINTRAC received from the CBSA between January 1, 2013 and December 31, 2020. The spreadsheet is separated into seven worksheets that each provide different cross-border currency information and data, as described in more detail in paragraphs 8-15 below.
8. Worksheet 1 is titled "CBCR – Reporting Stats." This worksheet contains data about the number of Currency Reporting Forms received by FINTRAC and the value of funds reported in those forms, for each year in the relevant time period. The worksheet includes one table with data in respect of funds coming into or leaving British Columbia, and a second table with data in respect of funds coming into or leaving Canada. The data is disaggregated to show the number of reports and the value of the reported funds for both imported and exported funds. The data is further broken down to indicate the number of reported instances where funds were sent via courier, via mail, or via "other" modes of transportation, which includes individuals travelling across the border and carrying their own funds.
9. Worksheet 2 is titled "Additional Information." This tab provides an explanation of the source and meaning of categories of information that are included in Worksheets 3 and 4. As noted in Worksheet 2, the terms "ZZ" and "Unknown" are used in Worksheets 3 and 4 to indicate that the relevant field on the Currency Reporting Form was illegible or left blank.
10. Worksheet 3 is titled "CBCR – BC-Currency." It contains data relating to the types of currency and the country of origin of currency reported as entering or leaving British Columbia in the relevant time period. The worksheet is separated into four main sections:
 - a. The first section, "Part A – CBCR-I/CBCR-GI", presents data relating to the person physically transporting currency into BC, including the country of their permanent address and of their citizenship.
 - b. The second and third sections, "Part B/C – CBCR-GI" and "Part C – CBCR-GI", provide data relating to the person on whose behalf currency is transported into BC, including the country of their permanent address and of their citizenship.

- c. The fourth section, “Part C – CBCR-I/Part E – CBCR-GI”, describes the currency transported into BC. It provides the reported name of the currency as well as the associated country name for that currency (for example, the country name of the Canadian dollar is Canada). The final column in this section aggregates data from each field to provide the number of Currency Reporting Forms that included the specific combination of all fields for each row of the spreadsheet. For example, the Worksheet indicates that in 2013, there were 13 instances of Courier Reports where:
- an individual brought US dollars into BC;
 - that individual had a permanent address in Canada, Canadian citizenship, and used a driver’s licence as identification; and,
 - the person on whose behalf the money was transported also had a permanent address in Canada but their citizenship was not reported.
11. Worksheet 4 is titled “CBCR – Total-Currency.” This worksheet contains data relating to the types of currency and the country of origin of currency reported as entering or leaving Canada in the relevant time period. This spreadsheet contains the same categories of information, separated into the same sections, as Worksheet 3.
12. The Currency Reporting Forms do not require travellers to provide information about the denominations of the currency they are bringing into or out of BC or Canada. Accordingly, data on the specific denominations being imported or exported is not available for Worksheets 3 and 4. The CBSA does include information about the denominations of currency seized in each seizure report and that data is described in paragraph 14 below.
13. Worksheet 5 is titled “Seizure – Reporting Stats.” It provides the total number of seizure reports that the CBSA submitted to FINTRAC regarding seizures of funds that were being imported to or exported from British Columbia and Canada, as well as the total value of the seized funds. The data is presented by year for the time range of 2013 through 2020.
14. Worksheet 6 is titled “Seizure – BC-Currency.” This worksheet presents data on the types and denominations of currency seized by the CBSA in the relevant time period. This data relates to currency that was being imported to or exported from British Columbia. Data is provided regarding the number of items of currency the CBSA seized, and the number of instances in which the CBSA seized a specific number of a particular type and denomination of currency.



15. Worksheet 7 is titled "Seizure – Total-Currency." It presents data on the types and denominations of currency seized by the CBSA across all of Canada. This spreadsheet contains the same categories of information as that included in Worksheet 6.
16. I am informed and do verily believe that the information saved to the CD that is attached to this affidavit as Exhibit A was collected from a FINTRAC database in or around February 9 and April 9, 2021.
17. Attached as **Exhibit B** to this affidavit is a spreadsheet that contains data on the value of currency or monetary instruments, converted into Canadian dollars, that travellers brought into Canada during the time period of September 2010 to July 2020 through ports of entry in BC. For each year in the time period, the spreadsheet disaggregates the data by port of entry and the reported passport country of issuance of the individual who transported the funds into BC. The final column in the spreadsheet sets out the number of Currency Reporting Forms that were submitted in each year by a traveller from the corresponding passport country of issuance in relation to funds entering the country through each port of entry.
18. I am informed and do verily believe that the information in the spreadsheet attached as Exhibit B to this affidavit was collected from a FINTRAC database in or around September 8, 2020.
19. As the data in the spreadsheets attached to this affidavit in Exhibits A and B represents information contained within Currency Reporting Forms FINTRAC received from the CBSA, I do not have direct knowledge regarding the collection or verification of this data by the CBSA.


Remote Commissioning

20. I am not physically present before the commissioner taking my affidavit. I am linked with the commissioner by video technology and am adhering to the following process for commissioning the affidavit:
 - a. I have shown the commissioner the front and back of my government-issued photo identification;
 - b. The commissioner has compared the video image of myself and the information on my government-issued photo identification and has confirmed to me that they are reasonably satisfied that it is the same person and that my identification is valid and current;




- c. The commissioner has confirmed to me that a screenshot of the front and back of my government-issued photo identification was taken and that they will retain a copy of those screenshots.

AFFIRMED BEFORE ME via videoconference)
 with the affiant in Ottawa, Ontario and the)
 Commissioner in Burnaby, British Columbia)
 on this 27th day of April, 2021)



_____)
 A commissioner for taking affidavits for)
 British Columbia)




_____) ANNETTE RYAN)


Ashley Gardner
 Barrister and Solicitor
 Department of Justice
 900 - 840 Howe Street
 Vancouver, BC V6Z 2S9



Exhibit "A" to the affidavit of Annette Ryan


This is Exhibit "A" to the Affidavit of Annette Ryan
affirmed before me via videoconference with the affiant in
Ottawa, Ontario and the Commissioner in Burnaby, BC
this 27th day of April, 2021




A commissioner for taking affidavits
for the Province of British Columbia

AR

THIS IS **EXHIBIT "B"** TO THE
AFFIDAVIT OF ANNETTE RYAN
AFFIRMED BEFORE ME VIA
VIDEOCONFERENCE WITH THE AFFIANT
IN OTTAWA, ONTARIO AND THE COMMISSIONER
IN BURNABY, BC
THIS 27TH DAY OF APRIL, 2021.



A commissioner for taking affidavits
for the Province of British Columbia



Cross Border Currency Reports

Caveats

It is important to note that the data provided covers a time range of September 2010 to July 2020. As a result, 2010 and 2020 are partial years. The details of the reports received prior to September 2010 are no longer available because of the disposition rules.

CBSA submits four types of currency reports to FINTRAC:

- Cross Border Currency Report – Individual (CBCR-I)

Submitted by individuals conveying their own funds across the border

- Cross Border Currency Report – Courier (CBCR-C)

Submitted by registered couriers conveying funds across the border on behalf of clients

- Cross Border Currency Report – General Individual (CBCR-GI)

Submitted by individuals conveying funds that belong to a third party

Note that pursuant to subsection 12(1) of the Proceeds of Crime (Money Laundering) and Terrorist Financing Act (PCMLTFA) and subsection 2(1) of the Cross Border and Monetary Instrument Reporting Regulations, every person or entity importing or exporting currency or monetary instruments of a value equal to, or greater than, \$10,000 CDN must report to a customs officer and complete the prescribed form and provide it to an official of the Canada Border Services Agency (CBSA), which is the federal agency responsible for administration and enforcement of Part 2 of the PCMLTFA. An electronic version of that form is subsequently provided to FINTRAC over a secure connection. As a result, the statistical information released in this record represents the information that was received by FINTRAC from CBSA.

The three types of Cross Border Currency Reports were considered for this data request.

Year	Port of Entry in BC	Passport Country of Issuance	Amount in CAD	BC Number of Reports
2010	ALDERGROVE	United States	\$32,002.85	2
2010	ALDERGROVE	Unknown	\$32,044.06	2
2010	BOUNDARY BAY	Unknown	\$1,391,784.09	5
2010	DOUGLAS	Canada	\$178,482.57	11
2010	DOUGLAS	China	\$78,697.31	2
2010	DOUGLAS	India	\$14,948.90	1
2010	DOUGLAS	Philippines	\$20,833.68	1
2010	DOUGLAS	Switzerland	\$11,865.99	1
2010	DOUGLAS	Turkey	\$10,218.76	1
2010	DOUGLAS	United States	\$142,374.50	6
2010	DOUGLAS	Unknown	\$2,740,615.47	17
2010	HUNTINGDON	Canada	\$533,388.76	14
2010	HUNTINGDON	South Africa	\$10,404.59	1
2010	HUNTINGDON	United States	\$58,941.23	3
2010	HUNTINGDON	Unknown	\$318,244.82	17
2010	KELOWNA	Canada	\$11,132.14	1
2010	KINGSGATE	Canada	\$26,809.66	1
2010	KINGSGATE	Unknown	\$19,809.43	1
2010	NELWAY	Canada	\$54,590.22	2
2010	OSOYOOS	Canada	\$35,233.05	2
2010	OSOYOOS	United States	\$535,025.23	2
2010	PACIFIC HIGHWAY	Argentina	\$9,894.69	1
2010	PACIFIC HIGHWAY	Canada	\$344,083.09	8
2010	PACIFIC HIGHWAY	China	\$337,401.97	2
2010	PACIFIC HIGHWAY	India	\$15,935.46	1
2010	PACIFIC HIGHWAY	Japan	\$36,134.76	1
2010	PACIFIC HIGHWAY	Korea (the Republic of)	\$16,200.00	1
2010	PACIFIC HIGHWAY	United States	\$111,619.35	2
2010	PACIFIC HIGHWAY	Unknown	\$10,416,062.44	62
2010	PRINCE GEORGE	China	\$30,000.00	1
2010	PRINCE GEORGE	Thailand	\$32,000.00	1
2010	PRINCE RUPERT	Unknown	\$43,879.44	2
2010	SIDNEY - VICTORIA	Unknown	\$181,516.51	1
2010	VANCOUVER - MARINE OPS	Argentina	\$11,733.06	1
2010	VANCOUVER - MARINE OPS	Australia	\$74,379.66	2
2010	VANCOUVER - MARINE OPS	Belize	\$11,328.91	1
2010	VANCOUVER - MARINE OPS	Brazil	\$100,029.63	1
2010	VANCOUVER - MARINE OPS	Canada	\$10,567.19	1
2010	VANCOUVER - MARINE OPS	China	\$47,668.94	3
2010	VANCOUVER - MARINE OPS	Colombia	\$12,500.21	1
2010	VANCOUVER - MARINE OPS	Croatia (Hrvatska)	\$15,503.10	1
2010	VANCOUVER - MARINE OPS	Germany	\$15,383.29	1
2010	VANCOUVER - MARINE OPS	Greece	\$137,799.91	5
2010	VANCOUVER - MARINE OPS	Hungary	\$42,539.76	2
2010	VANCOUVER - MARINE OPS	India	\$640,001.87	34
2010	VANCOUVER - MARINE OPS	Indonesia	\$257,974.01	15
2010	VANCOUVER - MARINE OPS	Iran (Islamic Republic of)	\$14,123.41	1
2010	VANCOUVER - MARINE OPS	Israel	\$26,505.30	1
2010	VANCOUVER - MARINE OPS	Italy	\$10,149.07	1
2010	VANCOUVER - MARINE OPS	Japan	\$10,383.46	1
2010	VANCOUVER - MARINE OPS	Macedonia (Former Yugoslav Republic)	\$12,279.68	1
2010	VANCOUVER - MARINE OPS	Malaysia	\$18,080.37	1
2010	VANCOUVER - MARINE OPS	Peru	\$11,876.19	1
2010	VANCOUVER - MARINE OPS	Philippines	\$1,031,672.32	27
2010	VANCOUVER - MARINE OPS	Romania	\$26,002.42	2
2010	VANCOUVER - MARINE OPS	Singapore	\$17,704.76	1
2010	VANCOUVER - MARINE OPS	Ukraine	\$27,611.72	2
2010	VANCOUVER - MARINE OPS	United Kingdom (the)	\$105,519.86	7
2010	VANCOUVER - MARINE OPS	United States	\$65,538.66	3
2010	VANCOUVER - MARINE OPS	Unknown	\$2,542,660.68	115
2010	VANCOUVER - MARINE OPS	Uruguay	\$47,365.17	1

2010 VANCOUVER AIRPORT	Australia	\$1,288,944.39	9
2010 VANCOUVER AIRPORT	Austria	\$14,069.81	1
2010 VANCOUVER AIRPORT	Bangladesh	\$161,391.16	9
2010 VANCOUVER AIRPORT	Belize	\$11,328.91	1
2010 VANCOUVER AIRPORT	Bolivia (Plurinational State of)	\$24,234.58	1
2010 VANCOUVER AIRPORT	Brazil	\$72,830.12	4
2010 VANCOUVER AIRPORT	Brunei Darussalam	\$58,780.48	2
2010 VANCOUVER AIRPORT	Canada	\$6,629,597.39	232
2010 VANCOUVER AIRPORT	Chile	\$125,841.29	1
2010 VANCOUVER AIRPORT	China	\$24,297,325.73	1,144
2010 VANCOUVER AIRPORT	Congo (the)	\$14,990.96	1
2010 VANCOUVER AIRPORT	Denmark	\$26,939.12	1
2010 VANCOUVER AIRPORT	El Salvador	\$131,244.36	1
2010 VANCOUVER AIRPORT	Fiji	\$157,341.44	1
2010 VANCOUVER AIRPORT	France	\$62,429.03	4
2010 VANCOUVER AIRPORT	Gabon	\$21,000.00	1
2010 VANCOUVER AIRPORT	Germany	\$136,290.81	6
2010 VANCOUVER AIRPORT	Greece	\$85,973.54	4
2010 VANCOUVER AIRPORT	Hong Kong	\$1,538,654.37	57
2010 VANCOUVER AIRPORT	Hungary	\$37,279.77	1
2010 VANCOUVER AIRPORT	India	\$27,874,877.06	100
2010 VANCOUVER AIRPORT	Indonesia	\$793,030.07	28
2010 VANCOUVER AIRPORT	Iran (Islamic Republic of)	\$1,711,044.49	91
2010 VANCOUVER AIRPORT	Iraq	\$142,211.68	6
2010 VANCOUVER AIRPORT	Israel	\$49,650.62	2
2010 VANCOUVER AIRPORT	Italy	\$41,297.53	2
2010 VANCOUVER AIRPORT	Japan	\$2,472,892.36	23
2010 VANCOUVER AIRPORT	Jordan	\$65,072.02	4
2010 VANCOUVER AIRPORT	Kenya	\$86,439.88	3
2010 VANCOUVER AIRPORT	Korea (the Republic of)	\$25,287,038.91	99
2010 VANCOUVER AIRPORT	Latvia	\$16,483.10	1
2010 VANCOUVER AIRPORT	Lebanon	\$23,954.29	2
2010 VANCOUVER AIRPORT	Libyan Arab Jamahiriya	\$69,082.53	2
2010 VANCOUVER AIRPORT	Macao	\$38,275.77	1
2010 VANCOUVER AIRPORT	Malaysia	\$329,182.21	13
2010 VANCOUVER AIRPORT	Mauritania	\$45,373.04	2
2010 VANCOUVER AIRPORT	Mexico	\$137,187.26	4
2010 VANCOUVER AIRPORT	Moldova (the Republic of)	\$24,985.65	2
2010 VANCOUVER AIRPORT	Mongolia	\$71,055.81	1
2010 VANCOUVER AIRPORT	Netherlands	\$15,226.25	1
2010 VANCOUVER AIRPORT	New Zealand	\$149,640.26	5
2010 VANCOUVER AIRPORT	Nigeria	\$124,897.85	6
2010 VANCOUVER AIRPORT	Oman	\$35,576,394.64	1
2010 VANCOUVER AIRPORT	Pakistan	\$266,875.46	10
2010 VANCOUVER AIRPORT	Peru	\$17,638.53	1
2010 VANCOUVER AIRPORT	Philippines	\$49,119,888.47	301
2010 VANCOUVER AIRPORT	Qatar	\$85,048.44	1
2010 VANCOUVER AIRPORT	Reunion Island	\$11,354.61	1
2010 VANCOUVER AIRPORT	Romania	\$52,546.31	4
2010 VANCOUVER AIRPORT	Russian Federation (the)	\$232,968.81	9
2010 VANCOUVER AIRPORT	Saudi Arabia	\$135,615.68	7
2010 VANCOUVER AIRPORT	Serbia	\$79,195.72	3
2010 VANCOUVER AIRPORT	Singapore	\$1,079,559.54	27
2010 VANCOUVER AIRPORT	Slovakia (Slovak Republic)	\$21,888.24	1
2010 VANCOUVER AIRPORT	South Africa	\$129,605.03	7
2010 VANCOUVER AIRPORT	Sri Lanka	\$80,586.80	5
2010 VANCOUVER AIRPORT	Syrian Arab Republic	\$56,440.16	3
2010 VANCOUVER AIRPORT	Taiwan	\$1,072,571.75	46
2010 VANCOUVER AIRPORT	Tajikistan	\$10,000.00	1
2010 VANCOUVER AIRPORT	Thailand	\$300,102.20	5
2010 VANCOUVER AIRPORT	Turkey	\$200,646.98	8
2010 VANCOUVER AIRPORT	Ukraine	\$226,599.71	7
2010 VANCOUVER AIRPORT	United Arab Emirates (the)	\$10,914.71	1
2010 VANCOUVER AIRPORT	United Kingdom (the)	\$1,221,243.02	9
2010 VANCOUVER AIRPORT	United States	\$476,096.10	23
2010 VANCOUVER AIRPORT	Unknown	\$37,551,348.68	958
2010 VANCOUVER AIRPORT	Viet Nam	\$182,326.35	9
2010 Total		\$245,839,899.47	3,736
2011 ALDERGROVE	Canada	\$93,414.25	8
2011 ALDERGROVE	China	\$47,378.27	2
2011 ALDERGROVE	Korea (the Republic of)	\$30,000.00	1
2011 ALDERGROVE	United States	\$47,543.29	3
2011 ALDERGROVE	Unknown	\$1,457,346.53	26
2011 BOUNDARY BAY	Canada	\$5,263,663.04	49
2011 BOUNDARY BAY	China	\$82,210.93	5
2011 BOUNDARY BAY	Korea (the Republic of)	\$17,210.23	1
2011 BOUNDARY BAY	United States	\$3,534,300.16	52
2011 BOUNDARY BAY	Unknown	\$98,298,734.23	362
2011 BRITISH COLUMBIA	Canada	\$50,213.23	2
2011 BRITISH COLUMBIA	United States	\$15,854.51	1
2011 CAMPBELL RIVER	Canada	\$61,935.48	1

2011 CARSON	Unknown	\$9,838.00	1
2011 CASCADE	Canada	\$13,572.32	1
2011 CASCADE	Ukraine	\$27,423.86	1
2011 CASCADE	United States	\$15,001.90	1
2011 CASCADE	Unknown	\$276,069.92	4
2011 COURTENAY	China	\$10,365.02	1
2011 COURTENAY	Unknown	\$10,230.00	1
2011 CRANBROOK	Canada	\$112,495.72	4
2011 CRANBROOK	China	\$10,910.27	1
2011 CRANBROOK	Unknown	\$5,083,690.80	4
2011 DAWSON CREEK	Unknown	\$16,457.29	1
2011 DOUGLAS	Australia	\$15,352.69	1
2011 DOUGLAS	Canada	\$1,032,390.39	37
2011 DOUGLAS	Chile	\$14,011.08	1
2011 DOUGLAS	China	\$79,564.67	4
2011 DOUGLAS	Denmark	\$11,000.00	1
2011 DOUGLAS	Finland	\$17,248.22	1
2011 DOUGLAS	France	\$11,864.20	1
2011 DOUGLAS	Honduras	\$15,056.97	1
2011 DOUGLAS	India	\$26,793.78	2
2011 DOUGLAS	Indonesia	\$52,049.39	3
2011 DOUGLAS	Israel	\$19,395.79	1
2011 DOUGLAS	Korea (the Republic of)	\$48,285.15	2
2011 DOUGLAS	Mexico	\$29,418.80	1
2011 DOUGLAS	Moldova (the Republic of)	\$49,084.12	1
2011 DOUGLAS	Philippines	\$28,158.49	1
2011 DOUGLAS	Romania	\$71,538.23	1
2011 DOUGLAS	Russian Federation (the)	\$11,883.89	1
2011 DOUGLAS	United States	\$589,023.34	25
2011 DOUGLAS	Unknown	\$28,048,455.16	178
2011 HUNTINGDON	Canada	\$1,318,468.87	58
2011 HUNTINGDON	Germany	\$12,000.00	1
2011 HUNTINGDON	India	\$16,082.34	1
2011 HUNTINGDON	Korea (the Republic of)	\$46,535.49	3
2011 HUNTINGDON	United Kingdom (the)	\$29,374.14	1
2011 HUNTINGDON	United States	\$298,245.90	14
2011 HUNTINGDON	Unknown	\$2,228,095.56	71
2011 HUNTINGDON - TRAF OPS EAST	Unknown	\$10,507.35	1
2011 KAMLOOPS	Canada	\$12,057.60	1
2011 KELOWNA	Canada	\$29,709.00	1
2011 KELOWNA	Costa Rica	\$16,193.45	1
2011 KELOWNA	El Salvador	\$14,000.00	1
2011 KELOWNA	Japan	\$46,937.95	1
2011 KELOWNA	United States	\$35,615.27	2
2011 KELOWNA	Unknown	\$61,346.02	3
2011 KINGSGATE	Canada	\$12,083.60	1
2011 KINGSGATE	United States	\$17,325.00	1
2011 KINGSGATE	Unknown	\$88,860.89	3
2011 NANAIMO	Unknown	\$9,609.47	1
2011 NELWAY	Canada	\$30,534.81	2
2011 NELWAY	United States	\$11,867.02	1
2011 NELWAY	Unknown	\$34,659.52	2
2011 OSOYOOS	Canada	\$365,204.14	18
2011 OSOYOOS	China	\$36,420.01	3
2011 OSOYOOS	Poland	\$174,824.02	1
2011 OSOYOOS	United States	\$97,127.78	3
2011 OSOYOOS	Unknown	\$621,326.48	22
2011 PACIFIC HIGHWAY	Canada	\$1,409,269.01	60
2011 PACIFIC HIGHWAY	China	\$125,714.65	5
2011 PACIFIC HIGHWAY	India	\$62,391.18	3
2011 PACIFIC HIGHWAY	Indonesia	\$10,988.29	1
2011 PACIFIC HIGHWAY	Korea (the Republic of)	\$136,550.47	5
2011 PACIFIC HIGHWAY	Moldova (the Republic of)	\$23,476.45	1
2011 PACIFIC HIGHWAY	Philippines	\$28,755.02	1
2011 PACIFIC HIGHWAY	Singapore	\$18,570.46	1
2011 PACIFIC HIGHWAY	Thailand	\$15,891.20	1
2011 PACIFIC HIGHWAY	United Kingdom (the)	\$146,832.26	8
2011 PACIFIC HIGHWAY	United States	\$6,951,724.54	100
2011 PACIFIC HIGHWAY	Unknown	\$606,943,968.58	650
2011 PACIFIC HIGHWAY COMM OPS	Canada	\$40,042.22	3
2011 PACIFIC HIGHWAY COMM OPS	United States	\$43,236.33	1
2011 PACIFIC-BROKERS HWY SUFFERANCE WAREHOUSE	Canada	\$25,093.91	2
2011 PATERSON	Unknown	\$69,935.08	4
2011 PORT ALBERNI	China	\$28,000.00	1
2011 PORT ALBERNI	Iran (Islamic Republic of)	\$13,921.35	1
2011 POWELL RIVER	Unknown	\$26,056.79	1
2011 PRINCE GEORGE	Canada	\$44,472.52	2
2011 PRINCE GEORGE	China	\$90,672.34	7
2011 PRINCE GEORGE	India	\$20,690.00	1
2011 PRINCE GEORGE	Iran (Islamic Republic of)	\$59,217.08	1
2011 PRINCE GEORGE	Iraq	\$12,000.00	1

2011 PRINCE GEORGE	Japan	\$115,747.19	1
2011 PRINCE GEORGE	Jordan	\$70,816.00	1
2011 PRINCE GEORGE	Peru	\$16,045.83	1
2011 PRINCE GEORGE	Philippines	\$32,344.80	2
2011 PRINCE GEORGE	Taiwan	\$10,662.89	1
2011 PRINCE GEORGE	United States	\$18,944.64	1
2011 PRINCE GEORGE	Unknown	\$125,028.60	4
2011 PRINCE RUPERT	Bangladesh	\$319,819.21	1
2011 PRINCE RUPERT	India	\$13,072.29	1
2011 PRINCE RUPERT	Japan	\$27,958.21	1
2011 PRINCE RUPERT	Philippines	\$79,309.50	5
2011 PRINCE RUPERT	United States	\$34,085.33	3
2011 PRINCE RUPERT	Unknown	\$427,836.01	24
2011 ROOSVILLE	Canada	\$104,460.36	4
2011 ROOSVILLE	Korea (the Republic of)	\$70,000.00	1
2011 ROOSVILLE	United States	\$23,515.14	2
2011 ROOSVILLE	Unknown	\$356,979,762.22	7
2011 SIDNEY - VICTORIA	Canada	\$109,086.77	4
2011 SIDNEY - VICTORIA	Unknown	\$65,936.92	3
2011 STEWART	Unknown	\$10,025.57	1
2011 VANCOUVER - COMMERCIAL OPS EAST	Canada	\$33,009.64	1
2011 VANCOUVER - COMMERCIAL OPS EAST	Iran (Islamic Republic of)	\$40,000.00	1
2011 VANCOUVER - COMMERCIAL OPS WEST	Unknown	\$77,709.47	3
2011 VANCOUVER - MAIL	China	\$10,200.00	1
2011 VANCOUVER - MAIL	Unknown	\$20,640.34	1
2011 VANCOUVER - MARINE OPS	Argentina	\$25,313.66	2
2011 VANCOUVER - MARINE OPS	Australia	\$40,073.97	3
2011 VANCOUVER - MARINE OPS	Bangladesh	\$22,760.01	1
2011 VANCOUVER - MARINE OPS	Belize	\$2,200.34	1
2011 VANCOUVER - MARINE OPS	Bosnia and Herzegovina	\$10,873.94	1
2011 VANCOUVER - MARINE OPS	Brazil	\$13,705.68	1
2011 VANCOUVER - MARINE OPS	Bulgaria	\$36,872.14	2
2011 VANCOUVER - MARINE OPS	Canada	\$24,198,622.78	31
2011 VANCOUVER - MARINE OPS	Colombia	\$11,509.00	1
2011 VANCOUVER - MARINE OPS	Croatia (Hrvatska)	\$16,453.59	1
2011 VANCOUVER - MARINE OPS	Czech Republic	\$27,276.12	1
2011 VANCOUVER - MARINE OPS	Dominican Republic	\$11,124.17	1
2011 VANCOUVER - MARINE OPS	France	\$41,061.53	2
2011 VANCOUVER - MARINE OPS	Germany	\$14,082.59	1
2011 VANCOUVER - MARINE OPS	Hungary	\$42,052.86	3
2011 VANCOUVER - MARINE OPS	Iceland	\$553,298.72	5
2011 VANCOUVER - MARINE OPS	India	\$4,486,401.02	82
2011 VANCOUVER - MARINE OPS	Indonesia	\$7,844,148.52	52
2011 VANCOUVER - MARINE OPS	Ireland	\$13,225.85	1
2011 VANCOUVER - MARINE OPS	Italy	\$88,920.92	4
2011 VANCOUVER - MARINE OPS	Jamaica	\$26,657.92	2
2011 VANCOUVER - MARINE OPS	Jersey, C.I.	\$15,869.89	1
2011 VANCOUVER - MARINE OPS	Korea (the Republic of)	\$65,135.86	2
2011 VANCOUVER - MARINE OPS	Macedonia (Former Yugoslav Republic)	\$14,650.16	1
2011 VANCOUVER - MARINE OPS	Mauritius	\$23,948.71	2
2011 VANCOUVER - MARINE OPS	Myanmar	\$41,947.10	1
2011 VANCOUVER - MARINE OPS	Netherlands	\$268,543.04	2
2011 VANCOUVER - MARINE OPS	Philippines	\$3,195,384.17	50
2011 VANCOUVER - MARINE OPS	Poland	\$57,330.74	4
2011 VANCOUVER - MARINE OPS	Portugal	\$12,282.51	1
2011 VANCOUVER - MARINE OPS	Romania	\$717,803.63	6
2011 VANCOUVER - MARINE OPS	Russian Federation (the)	\$16,444.43	1
2011 VANCOUVER - MARINE OPS	Serbia	\$37,954.69	2
2011 VANCOUVER - MARINE OPS	Singapore	\$66,718.92	3
2011 VANCOUVER - MARINE OPS	South Africa	\$64,391.90	2
2011 VANCOUVER - MARINE OPS	Spain	\$13,066.56	1
2011 VANCOUVER - MARINE OPS	Thailand	\$27,264.20	2
2011 VANCOUVER - MARINE OPS	Turkey	\$51,494.48	4
2011 VANCOUVER - MARINE OPS	Ukraine	\$28,461.67	2
2011 VANCOUVER - MARINE OPS	United Arab Emirates (the)	\$366,796.51	2
2011 VANCOUVER - MARINE OPS	United Kingdom (the)	\$1,992,214.82	12
2011 VANCOUVER - MARINE OPS	United States	\$2,777,757.62	26
2011 VANCOUVER - MARINE OPS	Unknown	\$165,066,067.59	898
2011 VANCOUVER - MARINE OPS	Venezuela (Bolivarian Republic of)	\$21,395.72	1
2011 VANCOUVER AIRPORT	Afghanistan	\$26,300.33	1
2011 VANCOUVER AIRPORT	Albania	\$10,950.40	1
2011 VANCOUVER AIRPORT	Anguilla	\$10,000.00	1
2011 VANCOUVER AIRPORT	Argentina	\$46,111.23	3
2011 VANCOUVER AIRPORT	Australia	\$487,697.96	24
2011 VANCOUVER AIRPORT	Austria	\$26,930.36	2
2011 VANCOUVER AIRPORT	Azerbaijan	\$70,134.62	2
2011 VANCOUVER AIRPORT	Bangladesh	\$459,532.42	11
2011 VANCOUVER AIRPORT	Belarus	\$27,237.86	2
2011 VANCOUVER AIRPORT	Belgium	\$137,269.12	2
2011 VANCOUVER AIRPORT	Bosnia and Herzegovina	\$11,581.57	1
2011 VANCOUVER AIRPORT	Brazil	\$19,591.44	2

2011 VANCOUVER AIRPORT	Brunei Darussalam	\$152,741.79	3
2011 VANCOUVER AIRPORT	Bulgaria	\$70,712.71	3
2011 VANCOUVER AIRPORT	Burkina Faso	\$49,249.65	2
2011 VANCOUVER AIRPORT	Cambodia	\$40,067.97	2
2011 VANCOUVER AIRPORT	Cameroon	\$2,078.40	1
2011 VANCOUVER AIRPORT	Canada	\$29,408,258.52	1,220
2011 VANCOUVER AIRPORT	Chile	\$119,629.10	6
2011 VANCOUVER AIRPORT	China	\$73,348,469.14	3,450
2011 VANCOUVER AIRPORT	Colombia	\$58,819.94	3
2011 VANCOUVER AIRPORT	Croatia (Hrvatska)	\$105,792.11	3
2011 VANCOUVER AIRPORT	Denmark	\$10,000.00	1
2011 VANCOUVER AIRPORT	Ecuador	\$26,330.72	1
2011 VANCOUVER AIRPORT	Egypt	\$790,403.40	29
2011 VANCOUVER AIRPORT	El Salvador	\$35,519.52	2
2011 VANCOUVER AIRPORT	Fiji	\$67,810.57	3
2011 VANCOUVER AIRPORT	Finland	\$18,200.13	1
2011 VANCOUVER AIRPORT	France	\$90,048.80	6
2011 VANCOUVER AIRPORT	Germany	\$759,710.50	25
2011 VANCOUVER AIRPORT	Ghana	\$31,195.68	2
2011 VANCOUVER AIRPORT	Greece	\$113,908.63	5
2011 VANCOUVER AIRPORT	Hong Kong	\$4,625,136.61	169
2011 VANCOUVER AIRPORT	Hungary	\$100,480.01	5
2011 VANCOUVER AIRPORT	India	\$50,753,541.65	151
2011 VANCOUVER AIRPORT	Indonesia	\$2,820,675.26	64
2011 VANCOUVER AIRPORT	Iran (Islamic Republic of)	\$10,117,097.71	405
2011 VANCOUVER AIRPORT	Iraq	\$117,836.49	6
2011 VANCOUVER AIRPORT	Ireland	\$181,063.32	7
2011 VANCOUVER AIRPORT	Israel	\$238,105.33	6
2011 VANCOUVER AIRPORT	Italy	\$92,340.80	6
2011 VANCOUVER AIRPORT	Jamaica	\$10,000.00	1
2011 VANCOUVER AIRPORT	Japan	\$4,350,173.72	61
2011 VANCOUVER AIRPORT	Jordan	\$75,655.76	5
2011 VANCOUVER AIRPORT	Kazakhstan	\$51,780.65	3
2011 VANCOUVER AIRPORT	Korea (Dem. People's Rep. of)	\$33,550.65	2
2011 VANCOUVER AIRPORT	Korea (the Republic of)	\$6,547,844.10	295
2011 VANCOUVER AIRPORT	Kuwait	\$202,227.06	3
2011 VANCOUVER AIRPORT	Lebanon	\$90,930.17	4
2011 VANCOUVER AIRPORT	Libyan Arab Jamahiriya	\$75,759.77	5
2011 VANCOUVER AIRPORT	Macao	\$154,126.51	3
2011 VANCOUVER AIRPORT	Malaysia	\$1,933,016.32	29
2011 VANCOUVER AIRPORT	Mauritius	\$84,110.64	6
2011 VANCOUVER AIRPORT	Mexico	\$126,802.88	9
2011 VANCOUVER AIRPORT	Moldova (the Republic of)	\$59,215.42	3
2011 VANCOUVER AIRPORT	Mongolia	\$237,459.18	12
2011 VANCOUVER AIRPORT	Morocco	\$20,000.00	1
2011 VANCOUVER AIRPORT	Myanmar	\$27,020.00	2
2011 VANCOUVER AIRPORT	Namibia	\$14,443.05	1
2011 VANCOUVER AIRPORT	Nepal	\$73,277.34	4
2011 VANCOUVER AIRPORT	Netherlands	\$47,589.75	2
2011 VANCOUVER AIRPORT	New Zealand	\$322,043.20	10
2011 VANCOUVER AIRPORT	Nigeria	\$259,462.82	14
2011 VANCOUVER AIRPORT	Norway	\$57,440.88	4
2011 VANCOUVER AIRPORT	Pakistan	\$671,454.16	28
2011 VANCOUVER AIRPORT	Palestine (State of)	\$11,000.00	1
2011 VANCOUVER AIRPORT	Philippines	\$2,040,476,831.39	691
2011 VANCOUVER AIRPORT	Poland	\$83,504.63	4
2011 VANCOUVER AIRPORT	Portugal	\$40,117.70	1
2011 VANCOUVER AIRPORT	Qatar	\$47,314.86	1
2011 VANCOUVER AIRPORT	Romania	\$99,149.16	6
2011 VANCOUVER AIRPORT	Russian Federation (the)	\$1,078,742.69	29
2011 VANCOUVER AIRPORT	Saint Kitts and Nevis	\$12,000.00	1
2011 VANCOUVER AIRPORT	Saudi Arabia	\$223,577.06	13
2011 VANCOUVER AIRPORT	Serbia	\$73,562.80	4
2011 VANCOUVER AIRPORT	Singapore	\$1,161,366.89	49
2011 VANCOUVER AIRPORT	Slovakia (Slovak Republic)	\$12,500.00	1
2011 VANCOUVER AIRPORT	Slovenia	\$10,511.72	1
2011 VANCOUVER AIRPORT	South Africa	\$448,880.25	14
2011 VANCOUVER AIRPORT	Sri Lanka	\$226,952.28	12
2011 VANCOUVER AIRPORT	Sweden	\$24,040.00	2
2011 VANCOUVER AIRPORT	Switzerland	\$117,000.00	3
2011 VANCOUVER AIRPORT	Taiwan	\$3,952,524.85	152
2011 VANCOUVER AIRPORT	Tanzania (United Republic of)	\$38,948.58	3
2011 VANCOUVER AIRPORT	Thailand	\$599,209.22	22
2011 VANCOUVER AIRPORT	Trinidad and Tobago	\$20,000.00	1
2011 VANCOUVER AIRPORT	Turkey	\$97,391.90	6
2011 VANCOUVER AIRPORT	Ukraine	\$340,958.62	16
2011 VANCOUVER AIRPORT	United Arab Emirates (the)	\$266,203.74	10
2011 VANCOUVER AIRPORT	United Kingdom (the)	\$993,501.66	47
2011 VANCOUVER AIRPORT	United States	\$2,314,902.96	92
2011 VANCOUVER AIRPORT	Unknown	\$579,569,706.59	4,055
2011 VANCOUVER AIRPORT	Uzbekistan	\$96,000.00	2

2011 VANCOUVER AIRPORT	Vanuatu	\$25,000.00	1
2011 VANCOUVER AIRPORT	Viet Nam	\$1,081,067.40	40
2011 VANCOUVER AIRPORT OPERATIONS	Canada	\$14,400.00	1
2011 VANCOUVER AIRPORT OPERATIONS	China	\$35,000.00	2
2011 VANCOUVER AIRPORT OPERATIONS	India	\$25,000.00	1
2011 VANCOUVER AIRPORT OPERATIONS	Iran (Islamic Republic of)	\$21,647.32	1
2011 VANCOUVER AIRPORT OPERATIONS	Unknown	\$11,406.77	1
2011 VICTORIA	Canada	\$196,148.45	9
2011 VICTORIA	Japan	\$12,063.36	1
2011 VICTORIA	United States	\$11,271.05	1
2011 VICTORIA	Unknown	\$3,917,434.10	18
2011 WANETA	United States	\$15,405.00	1
2011 Total		\$4,167,090,681.00	14,636
2012 ALDERGROVE	Canada	\$365,049.98	17
2012 ALDERGROVE	United States	\$54,687.73	1
2012 ALDERGROVE	Unknown	\$348,760.48	15
2012 BOUNDARY BAY	Canada	\$8,434,579.92	111
2012 BOUNDARY BAY	China	\$101,938.45	5
2012 BOUNDARY BAY	Costa Rica	\$20,265.69	1
2012 BOUNDARY BAY	Korea (Dem. People's Rep. of)	\$15,000.00	1
2012 BOUNDARY BAY	United States	\$376,545.28	2
2012 BOUNDARY BAY	Unknown	\$19,157,383.90	112
2012 CARSON	Canada	\$15,719.86	1
2012 CARSON	United States	\$10,291.38	1
2012 COURTENAY	Unknown	\$10,218.61	1
2012 CRANBROOK	Canada	\$12,140.94	1
2012 CRANBROOK	Indonesia	\$11,687.09	1
2012 CRANBROOK	Philippines	\$14,783.76	1
2012 CRANBROOK	Unknown	\$42,773.55	2
2012 DOUGLAS	Canada	\$1,133,382.83	43
2012 DOUGLAS	China	\$295,715.76	9
2012 DOUGLAS	Hungary	\$24,354.39	1
2012 DOUGLAS	Indonesia	\$38,272.74	2
2012 DOUGLAS	Korea (Dem. People's Rep. of)	\$15,727.20	1
2012 DOUGLAS	Philippines	\$33,370.81	2
2012 DOUGLAS	Thailand	\$60,000.00	1
2012 DOUGLAS	United States	\$290,967.56	15
2012 DOUGLAS	Unknown	\$1,526,985.15	81
2012 HUNTINGDON	Canada	\$664,576.19	32
2012 HUNTINGDON	China	\$30,971.04	2
2012 HUNTINGDON	Korea (the Republic of)	\$268,149.64	1
2012 HUNTINGDON	Malaysia	\$63,522.36	1
2012 HUNTINGDON	United States	\$135,902.93	7
2012 HUNTINGDON	Unknown	\$523,337.88	22
2012 KELOWNA	Canada	\$253,535.46	7
2012 KELOWNA	United States	\$255,937.93	1
2012 KELOWNA	Unknown	\$151,423.73	4
2012 KINGSGATE	Canada	\$16,952.69	1
2012 KINGSGATE	United States	\$11,761.19	1
2012 KINGSGATE	Unknown	\$85,995.14	5
2012 NANAIMO	Unknown	\$275,338.76	8
2012 NELWAY	Unknown	\$10,313.21	1
2012 OSOYOOS	Canada	\$376,474.33	20
2012 OSOYOOS	Poland	\$165,973.43	1
2012 OSOYOOS	United States	\$84,181.31	2
2012 OSOYOOS	Unknown	\$1,136,402.99	27
2012 PACIFIC HIGHWAY	Canada	\$7,563,122.23	140
2012 PACIFIC HIGHWAY	China	\$118,697.60	6
2012 PACIFIC HIGHWAY	Ecuador	\$16,369.21	1
2012 PACIFIC HIGHWAY	India	\$51,268.68	1
2012 PACIFIC HIGHWAY	Indonesia	\$170,382.57	3
2012 PACIFIC HIGHWAY	Iran (Islamic Republic of)	\$2,687.03	1
2012 PACIFIC HIGHWAY	Italy	\$15,000.00	1
2012 PACIFIC HIGHWAY	Korea (the Republic of)	\$31,000.00	1
2012 PACIFIC HIGHWAY	Philippines	\$50,586.95	3
2012 PACIFIC HIGHWAY	Saudi Arabia	\$39,239.06	1
2012 PACIFIC HIGHWAY	United Kingdom (the)	\$42,366.73	2
2012 PACIFIC HIGHWAY	United States	\$1,634,693.45	13
2012 PACIFIC HIGHWAY	Unknown	\$133,280,953.66	416
2012 PACIFIC-BROKERS HWY SUFFERANCE WAREHOUSE	Canada	\$35,842.74	2
2012 PACIFIC-BROKERS HWY SUFFERANCE WAREHOUSE	Unknown	\$1,506,965.68	10
2012 PATERSON	Canada	\$20,028.28	1
2012 POWELL RIVER	China	\$15,380.16	1
2012 POWELL RIVER	Unknown	\$13,700.00	1
2012 PRINCE GEORGE	Canada	\$123,175.10	4
2012 PRINCE GEORGE	China	\$249,395.29	17
2012 PRINCE GEORGE	Japan	\$78,518.25	2
2012 PRINCE GEORGE	Korea (the Republic of)	\$19,800.00	1
2012 PRINCE GEORGE	Philippines	\$72,240.97	2
2012 PRINCE GEORGE	United Kingdom (the)	\$18,170.00	1
2012 PRINCE GEORGE	United States	\$48,837.08	2

2012 PRINCE GEORGE	Unknown	\$196,698.91	10
2012 PRINCE RUPERT	Philippines	\$23,417.85	2
2012 PRINCE RUPERT	United States	\$43,377.02	2
2012 PRINCE RUPERT	Unknown	\$47,894.06	4
2012 ROOSVILLE	Canada	\$79,950.33	2
2012 ROOSVILLE	United States	\$94,395.54	5
2012 ROOSVILLE	Unknown	\$162,954.17	9
2012 RYKERTS	Canada	\$11,453.80	1
2012 SIDNEY - VICTORIA	Canada	\$58,333.53	3
2012 SIDNEY - VICTORIA	Germany	\$20,000.00	1
2012 SIDNEY - VICTORIA	Korea (the Republic of)	\$14,391.65	1
2012 SIDNEY - VICTORIA	United States	\$51,186.40	2
2012 VANCOUVER - COMMERCIAL OPS EAST	Canada	\$13,236.39	1
2012 VANCOUVER - COMMERCIAL OPS EAST	China	\$20,000.00	1
2012 VANCOUVER - COMMERCIAL OPS EAST	Unknown	\$12,449.21	1
2012 VANCOUVER - MAIL	United States	\$17,066.32	1
2012 VANCOUVER - MARINE OPS	Bangladesh	\$121,707.67	2
2012 VANCOUVER - MARINE OPS	Bosnia and Herzegovina	\$11,006.42	1
2012 VANCOUVER - MARINE OPS	Brazil	\$2,310.67	1
2012 VANCOUVER - MARINE OPS	Bulgaria	\$12,437.49	1
2012 VANCOUVER - MARINE OPS	Canada	\$16,364,826.48	78
2012 VANCOUVER - MARINE OPS	Chile	\$11,200.12	1
2012 VANCOUVER - MARINE OPS	China	\$13,981.20	1
2012 VANCOUVER - MARINE OPS	Greece	\$218,828.34	11
2012 VANCOUVER - MARINE OPS	Guatemala	\$291,069.54	2
2012 VANCOUVER - MARINE OPS	Hungary	\$12,324.19	1
2012 VANCOUVER - MARINE OPS	India	\$993,103.78	30
2012 VANCOUVER - MARINE OPS	Indonesia	\$266,302.49	15
2012 VANCOUVER - MARINE OPS	Israel	\$24,003.60	1
2012 VANCOUVER - MARINE OPS	Jamaica	\$51,340.34	1
2012 VANCOUVER - MARINE OPS	Mauritius	\$13,797.45	1
2012 VANCOUVER - MARINE OPS	Norway	\$16,844.61	1
2012 VANCOUVER - MARINE OPS	Philippines	\$269,423.64	17
2012 VANCOUVER - MARINE OPS	Poland	\$12,177.63	1
2012 VANCOUVER - MARINE OPS	Portugal	\$2,262,446.44	4
2012 VANCOUVER - MARINE OPS	Serbia	\$30,699.49	2
2012 VANCOUVER - MARINE OPS	United Kingdom (the)	\$51,322.10	4
2012 VANCOUVER - MARINE OPS	United States	\$403,816.88	6
2012 VANCOUVER - MARINE OPS	Unknown	\$76,185,959.05	622
2012 VANCOUVER AIRPORT	Afghanistan	\$38,375.14	2
2012 VANCOUVER AIRPORT	Antigua and Barbuda	\$34,901.59	1
2012 VANCOUVER AIRPORT	Argentina	\$44,079.83	2
2012 VANCOUVER AIRPORT	Armenia	\$21,000.00	1
2012 VANCOUVER AIRPORT	Australia	\$548,472.45	28
2012 VANCOUVER AIRPORT	Austria	\$11,781.08	1
2012 VANCOUVER AIRPORT	Bahrain	\$25,000.00	1
2012 VANCOUVER AIRPORT	Bangladesh	\$193,148.34	12
2012 VANCOUVER AIRPORT	Belarus	\$126,073.44	1
2012 VANCOUVER AIRPORT	Bolivia (Plurinational State of)	\$31,694.47	1
2012 VANCOUVER AIRPORT	Bosnia and Herzegovina	\$10,976.07	1
2012 VANCOUVER AIRPORT	Brazil	\$277,156.86	7
2012 VANCOUVER AIRPORT	Brunei Darussalam	\$12,005.57	1
2012 VANCOUVER AIRPORT	Bulgaria	\$19,000.00	1
2012 VANCOUVER AIRPORT	Cambodia	\$40,013.14	2
2012 VANCOUVER AIRPORT	Cameroon	\$108,766.42	2
2012 VANCOUVER AIRPORT	Canada	\$56,955,215.48	1,487
2012 VANCOUVER AIRPORT	Chad	\$10,400.00	1
2012 VANCOUVER AIRPORT	Chile	\$127,349.76	6
2012 VANCOUVER AIRPORT	China	\$86,295,591.98	3,914
2012 VANCOUVER AIRPORT	Colombia	\$38,307.88	2
2012 VANCOUVER AIRPORT	Croatia (Hrvatska)	\$11,329.88	1
2012 VANCOUVER AIRPORT	Cyprus	\$39,435.03	1
2012 VANCOUVER AIRPORT	Czech Republic	\$50,968.75	3
2012 VANCOUVER AIRPORT	Egypt	\$558,597.24	22
2012 VANCOUVER AIRPORT	Ethiopia	\$10,013.84	1
2012 VANCOUVER AIRPORT	Fiji	\$10,424.34	1
2012 VANCOUVER AIRPORT	Finland	\$12,007.32	1
2012 VANCOUVER AIRPORT	France	\$91,600.74	5
2012 VANCOUVER AIRPORT	Germany	\$283,173.47	12
2012 VANCOUVER AIRPORT	Ghana	\$62,970.58	2
2012 VANCOUVER AIRPORT	Greece	\$62,721.67	5
2012 VANCOUVER AIRPORT	Hong Kong	\$3,377,626.04	135
2012 VANCOUVER AIRPORT	Hungary	\$10,710.00	1
2012 VANCOUVER AIRPORT	India	\$3,187,748.05	145
2012 VANCOUVER AIRPORT	Indonesia	\$15,102,360.21	45
2012 VANCOUVER AIRPORT	Iran (Islamic Republic of)	\$7,561,407.14	325
2012 VANCOUVER AIRPORT	Iraq	\$128,144.21	4
2012 VANCOUVER AIRPORT	Ireland	\$62,154.00	2
2012 VANCOUVER AIRPORT	Israel	\$153,681.96	5
2012 VANCOUVER AIRPORT	Italy	\$133,955.35	5
2012 VANCOUVER AIRPORT	Jamaica	\$76,972.92	1

2012 VANCOUVER AIRPORT	Japan	\$5,555,728.92	81
2012 VANCOUVER AIRPORT	Jordan	\$123,480.24	7
2012 VANCOUVER AIRPORT	Kazakhstan	\$60,968.37	4
2012 VANCOUVER AIRPORT	Kenya	\$15,177.13	1
2012 VANCOUVER AIRPORT	Korea (Dem. People's Rep. of)	\$82,958.51	5
2012 VANCOUVER AIRPORT	Korea (the Republic of)	\$3,967,105.39	175
2012 VANCOUVER AIRPORT	Lebanon	\$32,707.48	2
2012 VANCOUVER AIRPORT	Liberia	\$10,194.79	1
2012 VANCOUVER AIRPORT	Libyan Arab Jamahiriya	\$77,468.53	3
2012 VANCOUVER AIRPORT	Macao	\$110,894.38	6
2012 VANCOUVER AIRPORT	Macedonia (Former Yugoslav Republic)	\$34,553.81	2
2012 VANCOUVER AIRPORT	Malawi	\$30,883.96	1
2012 VANCOUVER AIRPORT	Malaysia	\$495,900.07	30
2012 VANCOUVER AIRPORT	Mauritius	\$41,608.58	3
2012 VANCOUVER AIRPORT	Mexico	\$157,290.74	10
2012 VANCOUVER AIRPORT	Mongolia	\$105,744.17	7
2012 VANCOUVER AIRPORT	Mozambique	\$10,172.05	1
2012 VANCOUVER AIRPORT	Myanmar	\$33,565.81	2
2012 VANCOUVER AIRPORT	Nepal	\$46,731.13	3
2012 VANCOUVER AIRPORT	Netherlands	\$67,994.19	3
2012 VANCOUVER AIRPORT	New Zealand	\$55,439.57	2
2012 VANCOUVER AIRPORT	Nigeria	\$327,235.18	15
2012 VANCOUVER AIRPORT	Norway	\$16,765.76	1
2012 VANCOUVER AIRPORT	Pakistan	\$17,428,623.88	35
2012 VANCOUVER AIRPORT	Philippines	\$53,361,439.16	502
2012 VANCOUVER AIRPORT	Poland	\$113,681.43	4
2012 VANCOUVER AIRPORT	Romania	\$105,965.33	6
2012 VANCOUVER AIRPORT	Russian Federation (the)	\$568,558.41	20
2012 VANCOUVER AIRPORT	Saudi Arabia	\$232,473.32	16
2012 VANCOUVER AIRPORT	Serbia	\$104,175.95	5
2012 VANCOUVER AIRPORT	Singapore	\$922,323.67	35
2012 VANCOUVER AIRPORT	Slovakia (Slovak Republic)	\$56,633.97	3
2012 VANCOUVER AIRPORT	Slovenia	\$13,107.91	1
2012 VANCOUVER AIRPORT	South Africa	\$504,756.65	19
2012 VANCOUVER AIRPORT	Spain	\$49,951.91	2
2012 VANCOUVER AIRPORT	Sri Lanka	\$193,003.94	11
2012 VANCOUVER AIRPORT	Switzerland	\$233,250.78	5
2012 VANCOUVER AIRPORT	Syrian Arab Republic	\$100,355.87	3
2012 VANCOUVER AIRPORT	Taiwan	\$2,841,316.49	117
2012 VANCOUVER AIRPORT	Tanzania (United Republic of)	\$59,482.81	3
2012 VANCOUVER AIRPORT	Thailand	\$322,051.54	18
2012 VANCOUVER AIRPORT	Trinidad and Tobago	\$10,000.00	1
2012 VANCOUVER AIRPORT	Turkey	\$340,043.74	7
2012 VANCOUVER AIRPORT	Ukraine	\$404,424.10	9
2012 VANCOUVER AIRPORT	United Arab Emirates (the)	\$235,844.06	10
2012 VANCOUVER AIRPORT	United Kingdom (the)	\$707,750.18	32
2012 VANCOUVER AIRPORT	United States	\$2,135,247.42	77
2012 VANCOUVER AIRPORT	Unknown	\$309,826,828.56	1,991
2012 VANCOUVER AIRPORT	Uzbekistan	\$25,000.00	1
2012 VANCOUVER AIRPORT	Viet Nam	\$642,704.55	28
2012 VANCOUVER AIRPORT	Yemen	\$48,586.72	3
2012 VANCOUVER AIRPORT	Zimbabwe	\$57,075.65	3
2012 VICTORIA	Canada	\$52,240.00	2
2012 VICTORIA	United States	\$210,000.00	2
2012 VICTORIA	Unknown	\$40,254.66	2
2012 WANETA	Canada	\$41,736.96	1
2012 WANETA	United States	\$27,772.11	1
2012 WANETA	Unknown	\$85,218.44	2
2012 Total		\$860,167,269.96	11,592
2013 ALDERGROVE	Canada	\$223,482.78	12
2013 ALDERGROVE	China	\$20,173.87	1
2013 ALDERGROVE	Korea (Dem. People's Rep. of)	\$18,650.76	1
2013 ALDERGROVE	United States	\$241,539.70	3
2013 ALDERGROVE	Unknown	\$427,532.99	23
2013 BOUNDARY BAY	Canada	\$282,377,073.93	218
2013 BOUNDARY BAY	China	\$27,999.22	2
2013 BOUNDARY BAY	United States	\$12,745.22	1
2013 BOUNDARY BAY	Unknown	\$2,582,163.32	34
2013 CARSON	Canada	\$11,250.00	1
2013 CASCADE	Canada	\$75,000.00	1
2013 CASCADE	Unknown	\$119,352.23	4
2013 CRANBROOK	China	\$60,000.00	1
2013 CRANBROOK	Korea (the Republic of)	\$31,306.30	2
2013 CRANBROOK	Taiwan	\$10,000.00	1
2013 DOUGLAS	Canada	\$427,024.39	21
2013 DOUGLAS	Chile	\$19,880.61	1
2013 DOUGLAS	China	\$844,798.95	11
2013 DOUGLAS	Germany	\$11,536.00	1
2013 DOUGLAS	Korea (the Republic of)	\$22,584.19	2
2013 DOUGLAS	Mongolia	\$19,561.78	1
2013 DOUGLAS	Russian Federation (the)	\$10,337.17	1

2013 DOUGLAS	United Arab Emirates (the)	\$10,312.10	1
2013 DOUGLAS	United States	\$614,385.98	30
2013 DOUGLAS	Unknown	\$2,762,942.74	122
2013 HUNTINGDON	Canada	\$200,879.30	12
2013 HUNTINGDON	United States	\$88,933.94	5
2013 HUNTINGDON	Unknown	\$1,209,346.12	41
2013 KELOWNA	Canada	\$339,480.00	2
2013 KELOWNA	United States	\$69,624.62	2
2013 KELOWNA	Unknown	\$231,574.52	10
2013 KINGSGATE	United States	\$11,961.19	1
2013 KINGSGATE	Unknown	\$107,799.06	6
2013 MIDWAY	Canada	\$25,149.41	1
2013 NANAIMO	Unknown	\$87,150.88	3
2013 NELWAY	Canada	\$15,000.00	1
2013 NELWAY	Unknown	\$70,045.69	3
2013 OSOYOOS	Canada	\$171,504.69	9
2013 OSOYOOS	United States	\$39,340.79	3
2013 OSOYOOS	Unknown	\$284,405.93	14
2013 PACIFIC HIGHWAY	Canada	\$1,362,460.81	41
2013 PACIFIC HIGHWAY	China	\$175,554.01	8
2013 PACIFIC HIGHWAY	Gabon	\$14,152.22	1
2013 PACIFIC HIGHWAY	Germany	\$13,364.56	1
2013 PACIFIC HIGHWAY	Indonesia	\$40,914.65	2
2013 PACIFIC HIGHWAY	Iran (Islamic Republic of)	\$16,737.71	1
2013 PACIFIC HIGHWAY	Israel	\$11,626.11	1
2013 PACIFIC HIGHWAY	Japan	\$26,589.69	1
2013 PACIFIC HIGHWAY	Korea (the Republic of)	\$21,073.06	1
2013 PACIFIC HIGHWAY	Malaysia	\$11,182.23	1
2013 PACIFIC HIGHWAY	Pakistan	\$135.40	1
2013 PACIFIC HIGHWAY	Romania	\$47,606.68	1
2013 PACIFIC HIGHWAY	Russian Federation (the)	\$24,060.46	1
2013 PACIFIC HIGHWAY	Trinidad and Tobago	\$28,376.63	1
2013 PACIFIC HIGHWAY	United Kingdom (the)	\$29,625.25	1
2013 PACIFIC HIGHWAY	United States	\$790,973.59	16
2013 PACIFIC HIGHWAY	Unknown	\$80,027,479.01	422
2013 PACIFIC-BROKERS HWY SUFFERANCE WAREHOUSE	Unknown	\$110,000.00	1
2013 PATERSON	Canada	\$82,704.48	3
2013 POWELL RIVER	China	\$20,000.00	1
2013 POWELL RIVER	Unknown	\$10,577.63	1
2013 PRINCE GEORGE	Canada	\$145,729.00	4
2013 PRINCE GEORGE	China	\$72,230.42	4
2013 PRINCE GEORGE	Egypt	\$13,361.16	1
2013 PRINCE GEORGE	Iran (Islamic Republic of)	\$93,879.41	2
2013 PRINCE GEORGE	Taiwan	\$11,011.72	1
2013 PRINCE GEORGE	Unknown	\$358,422.22	14
2013 PRINCE RUPERT	Poland	\$10,635.00	1
2013 PRINCE RUPERT	United States	\$13,515.54	1
2013 PRINCE RUPERT	Unknown	\$182,490.94	4
2013 ROOSVILLE	Canada	\$55,348.84	2
2013 ROOSVILLE	United States	\$350,768.87	5
2013 ROOSVILLE	Unknown	\$229,253.22	5
2013 SIDNEY - VICTORIA	Canada	\$83,575.87	2
2013 SIDNEY - VICTORIA	United Kingdom (the)	\$22,140.00	1
2013 SIDNEY - VICTORIA	United States	\$65,863.22	1
2013 SIDNEY - VICTORIA	Unknown	\$74,941.94	3
2013 VANCOUVER - COMMERCIAL OPS EAST	Canada	\$12,502.92	1
2013 VANCOUVER - COMMERCIAL OPS EAST	Unknown	\$47,873.35	2
2013 VANCOUVER - MAIL	Unknown	\$24,148.43	2
2013 VANCOUVER - MARINE OPS	Argentina	\$37,718.65	2
2013 VANCOUVER - MARINE OPS	Australia	\$17,274.84	1
2013 VANCOUVER - MARINE OPS	Barbados	\$19,505.24	1
2013 VANCOUVER - MARINE OPS	Canada	\$48,067.18	2
2013 VANCOUVER - MARINE OPS	China	\$46,895.49	2
2013 VANCOUVER - MARINE OPS	Colombia	\$10,909.00	1
2013 VANCOUVER - MARINE OPS	Costa Rica	\$2.02	1
2013 VANCOUVER - MARINE OPS	Croatia (Hrvatska)	\$30,939.12	2
2013 VANCOUVER - MARINE OPS	Dominican Republic	\$14,408.11	1
2013 VANCOUVER - MARINE OPS	Germany	\$10,000.00	1
2013 VANCOUVER - MARINE OPS	Greece	\$48,908.02	2
2013 VANCOUVER - MARINE OPS	Hungary	\$13,756.32	1
2013 VANCOUVER - MARINE OPS	India	\$76,248.08	5
2013 VANCOUVER - MARINE OPS	Indonesia	\$117,290.76	5
2013 VANCOUVER - MARINE OPS	Jamaica	\$39,385.20	2
2013 VANCOUVER - MARINE OPS	Macedonia (Former Yugoslav Republic)	\$10,703.17	1
2013 VANCOUVER - MARINE OPS	Malaysia	\$116,776.10	1
2013 VANCOUVER - MARINE OPS	Mauritius	\$21,497.91	1
2013 VANCOUVER - MARINE OPS	Peru	\$23,609.94	2
2013 VANCOUVER - MARINE OPS	Philippines	\$335,677.64	14
2013 VANCOUVER - MARINE OPS	Poland	\$36,117.30	2
2013 VANCOUVER - MARINE OPS	Portugal	\$11,461.89	1
2013 VANCOUVER - MARINE OPS	Romania	\$76,117.38	6

2013 VANCOUVER - MARINE OPS	Russian Federation (the)	\$48,432.95	2
2013 VANCOUVER - MARINE OPS	Serbia	\$22,281.11	2
2013 VANCOUVER - MARINE OPS	South Africa	\$49,328.98	3
2013 VANCOUVER - MARINE OPS	Spain	\$11,835.23	1
2013 VANCOUVER - MARINE OPS	Sweden	\$12,334.09	1
2013 VANCOUVER - MARINE OPS	Thailand	\$30,117.15	1
2013 VANCOUVER - MARINE OPS	Ukraine	\$1,048.15	1
2013 VANCOUVER - MARINE OPS	United Kingdom (the)	\$56,816.43	3
2013 VANCOUVER - MARINE OPS	United States	\$79,576.22	4
2013 VANCOUVER - MARINE OPS	Unknown	\$78,364,163.58	605
2013 VANCOUVER AIRPORT	Albania	\$29,454.25	2
2013 VANCOUVER AIRPORT	Algeria	\$57,939.32	3
2013 VANCOUVER AIRPORT	Angola	\$10,200.00	1
2013 VANCOUVER AIRPORT	Argentina	\$36,107.80	2
2013 VANCOUVER AIRPORT	Australia	\$717,817.42	38
2013 VANCOUVER AIRPORT	Austria	\$20,638.61	1
2013 VANCOUVER AIRPORT	Bangladesh	\$177,432.91	6
2013 VANCOUVER AIRPORT	Benin	\$25,701.64	1
2013 VANCOUVER AIRPORT	Bolivia (Plurinational State of)	\$26,918.68	1
2013 VANCOUVER AIRPORT	Brazil	\$99,997.58	5
2013 VANCOUVER AIRPORT	Brunei Darussalam	\$44,444.01	2
2013 VANCOUVER AIRPORT	Bulgaria	\$34,136.37	1
2013 VANCOUVER AIRPORT	Cambodia	\$11,340.50	1
2013 VANCOUVER AIRPORT	Canada	\$40,451,798.66	1,188
2013 VANCOUVER AIRPORT	Chile	\$115,318.74	4
2013 VANCOUVER AIRPORT	China	\$46,716,892.68	2,179
2013 VANCOUVER AIRPORT	Colombia	\$18,046.02	1
2013 VANCOUVER AIRPORT	Croatia (Hrvatska)	\$68,356.69	3
2013 VANCOUVER AIRPORT	Czech Republic	\$17,684.92	1
2013 VANCOUVER AIRPORT	Ecuador	\$11,666.43	1
2013 VANCOUVER AIRPORT	Egypt	\$628,915.64	34
2013 VANCOUVER AIRPORT	El Salvador	\$16,475.36	1
2013 VANCOUVER AIRPORT	Finland	\$119,440.48	3
2013 VANCOUVER AIRPORT	France	\$212,271.45	9
2013 VANCOUVER AIRPORT	French Guiana	\$23,730.12	1
2013 VANCOUVER AIRPORT	Germany	\$532,656.25	15
2013 VANCOUVER AIRPORT	Ghana	\$10,462.71	1
2013 VANCOUVER AIRPORT	Greece	\$254,446.08	9
2013 VANCOUVER AIRPORT	Guyana	\$10,000.00	1
2013 VANCOUVER AIRPORT	Hong Kong	\$7,471,970.08	132
2013 VANCOUVER AIRPORT	India	\$2,012,692.77	85
2013 VANCOUVER AIRPORT	Indonesia	\$979,577.18	35
2013 VANCOUVER AIRPORT	Iran (Islamic Republic of)	\$6,366,422.32	264
2013 VANCOUVER AIRPORT	Iraq	\$145,035.55	7
2013 VANCOUVER AIRPORT	Ireland	\$66,603.20	4
2013 VANCOUVER AIRPORT	Israel	\$83,500.38	4
2013 VANCOUVER AIRPORT	Italy	\$59,797.66	3
2013 VANCOUVER AIRPORT	Japan	\$1,159,665.37	34
2013 VANCOUVER AIRPORT	Jordan	\$56,906.45	3
2013 VANCOUVER AIRPORT	Kazakhstan	\$48,262.40	3
2013 VANCOUVER AIRPORT	Kenya	\$113,260.57	6
2013 VANCOUVER AIRPORT	Korea (Dem. People's Rep. of)	\$113,923.93	4
2013 VANCOUVER AIRPORT	Korea (the Republic of)	\$1,002,985,749.05	104
2013 VANCOUVER AIRPORT	Kuwait	\$243,754.05	2
2013 VANCOUVER AIRPORT	Latvia	\$20,644.64	1
2013 VANCOUVER AIRPORT	Lebanon	\$141,508.25	4
2013 VANCOUVER AIRPORT	Libyan Arab Jamahiriya	\$76,812.31	5
2013 VANCOUVER AIRPORT	Macao	\$147,726.96	5
2013 VANCOUVER AIRPORT	Madagascar	\$58,316.48	1
2013 VANCOUVER AIRPORT	Malaysia	\$363,099.51	20
2013 VANCOUVER AIRPORT	Mauritius	\$10,525.89	1
2013 VANCOUVER AIRPORT	Mexico	\$143,298.27	8
2013 VANCOUVER AIRPORT	Moldova (the Republic of)	\$11,571.80	1
2013 VANCOUVER AIRPORT	Mongolia	\$521,979.49	12
2013 VANCOUVER AIRPORT	Montenegro	\$19,659.60	1
2013 VANCOUVER AIRPORT	Morocco	\$10,060.00	1
2013 VANCOUVER AIRPORT	Myanmar	\$23,329.28	2
2013 VANCOUVER AIRPORT	Nepal	\$164,941.14	6
2013 VANCOUVER AIRPORT	Netherlands	\$10,500.00	1
2013 VANCOUVER AIRPORT	New Zealand	\$123,983.69	7
2013 VANCOUVER AIRPORT	Nigeria	\$101,003.77	6
2013 VANCOUVER AIRPORT	Oman	\$37,320.00	1
2013 VANCOUVER AIRPORT	Pakistan	\$1,028,729,678.49	45
2013 VANCOUVER AIRPORT	Peru	\$68,828.18	3
2013 VANCOUVER AIRPORT	Philippines	\$28,730,819.11	227
2013 VANCOUVER AIRPORT	Poland	\$114,446.99	6
2013 VANCOUVER AIRPORT	Portugal	\$30,934.01	2
2013 VANCOUVER AIRPORT	Qatar	\$252,182.60	4
2013 VANCOUVER AIRPORT	Romania	\$223,749.67	7
2013 VANCOUVER AIRPORT	Russian Federation (the)	\$533,042.47	23
2013 VANCOUVER AIRPORT	Saint Kitts and Nevis	\$40,538.24	2

AR

2013 VANCOUVER AIRPORT	Saudi Arabia	\$32,850.18	2
2013 VANCOUVER AIRPORT	Senegal	\$11,526.54	1
2013 VANCOUVER AIRPORT	Serbia	\$49,641.76	4
2013 VANCOUVER AIRPORT	Singapore	\$848,226.25	33
2013 VANCOUVER AIRPORT	Slovakia (Slovak Republic)	\$19,887.75	1
2013 VANCOUVER AIRPORT	South Africa	\$275,556.64	11
2013 VANCOUVER AIRPORT	Spain	\$24,550.11	3
2013 VANCOUVER AIRPORT	Sri Lanka	\$54,885.81	3
2013 VANCOUVER AIRPORT	Switzerland	\$108,548.45	2
2013 VANCOUVER AIRPORT	Syrian Arab Republic	\$60,618.92	4
2013 VANCOUVER AIRPORT	Taiwan	\$1,184,279.67	59
2013 VANCOUVER AIRPORT	Thailand	\$245,794.30	9
2013 VANCOUVER AIRPORT	Turkey	\$90,030.31	5
2013 VANCOUVER AIRPORT	Uganda	\$10,713.63	1
2013 VANCOUVER AIRPORT	Ukraine	\$331,845.49	18
2013 VANCOUVER AIRPORT	United Arab Emirates (the)	\$438,594.60	19
2013 VANCOUVER AIRPORT	United Kingdom (the)	\$638,476.44	31
2013 VANCOUVER AIRPORT	United States	\$2,190,836.49	81
2013 VANCOUVER AIRPORT	Unknown	\$400,980,685.31	4,719
2013 VANCOUVER AIRPORT	Venezuela (Bolivarian Republic of)	\$17,750.70	1
2013 VANCOUVER AIRPORT	Viet Nam	\$752,327.07	18
2013 VANCOUVER AIRPORT	Zambia	\$10,000.00	1
2013 VICTORIA	Canada	\$182,785.38	6
2013 VICTORIA	Germany	\$42,983.19	1
2013 VICTORIA	United States	\$43,000.00	2
2013 VICTORIA	Unknown	\$1,301,667.76	27
2013 WANETA	Unknown	\$10,973.08	1
2013 Total		\$3,041,582,868.82	11,522
2014 ALDERGROVE	Australia	\$24,543.04	1
2014 ALDERGROVE	Canada	\$190,502.61	11
2014 ALDERGROVE	China	\$13,639.81	1
2014 ALDERGROVE	Nigeria	\$12,691.94	1
2014 ALDERGROVE	Taiwan	\$23,209.78	1
2014 ALDERGROVE	United States	\$498,304.95	10
2014 ALDERGROVE	Unknown	\$402,083.50	19
2014 BOUNDARY BAY	Canada	\$6,501,305.79	130
2014 BOUNDARY BAY	United States	\$567,524.47	5
2014 BOUNDARY BAY	Unknown	\$37,231,054.95	160
2014 CAMPBELL RIVER	Canada	\$191,876.57	2
2014 CAMPBELL RIVER	Unknown	\$152,804.87	1
2014 CARSON	United States	\$35,027.21	1
2014 CARSON	Unknown	\$14,233.21	1
2014 CASCADE	Canada	\$21,993.59	1
2014 CASCADE	Unknown	\$42,395.02	1
2014 COURTENAY	Unknown	\$16,136.11	1
2014 CRANBROOK	Unknown	\$40,563.34	2
2014 DOUGLAS	Australia	\$38,525.59	1
2014 DOUGLAS	Austria	\$11,222.42	1
2014 DOUGLAS	Canada	\$1,210,464.02	44
2014 DOUGLAS	China	\$232,186.53	13
2014 DOUGLAS	Hong Kong	\$35,833.76	2
2014 DOUGLAS	India	\$27,362.16	2
2014 DOUGLAS	Indonesia	\$110,534.19	5
2014 DOUGLAS	Israel	\$12,809.97	1
2014 DOUGLAS	Korea (the Republic of)	\$27,769.68	1
2014 DOUGLAS	Kuwait	\$27,094.17	1
2014 DOUGLAS	Mexico	\$51,659.10	2
2014 DOUGLAS	Philippines	\$31,682.66	1
2014 DOUGLAS	Saudi Arabia	\$16,758.41	1
2014 DOUGLAS	Ukraine	\$32,136.53	2
2014 DOUGLAS	United States	\$3,244,641.25	26
2014 DOUGLAS	Unknown	\$4,712,449.90	99
2014 HUNTINGDON	Canada	\$292,078.12	20
2014 HUNTINGDON	China	\$33,398.90	2
2014 HUNTINGDON	India	\$12,000.00	1
2014 HUNTINGDON	Korea (the Republic of)	\$27,913.75	2
2014 HUNTINGDON	United States	\$350,974.98	14
2014 HUNTINGDON	Unknown	\$1,373,633.06	63
2014 KELOWNA	Canada	\$95,986.43	4
2014 KELOWNA	United States	\$11,107.88	1
2014 KELOWNA	Unknown	\$266,833.65	8
2014 KINGSGATE	Canada	\$487,900.00	3
2014 KINGSGATE	United States	\$90,928.77	4
2014 KINGSGATE	Unknown	\$331,645.49	18
2014 MIDWAY	Canada	\$11,130.09	1
2014 MIDWAY	Unknown	\$30,593.23	1
2014 NANAIMO	Unknown	\$163,107.63	5
2014 NELWAY	Canada	\$12,356.76	1
2014 NELWAY	Unknown	\$39,432.95	1
2014 OSOYOOS	Canada	\$249,384.53	10
2014 OSOYOOS	United States	\$102,525.22	4

AR

2014 OSOYOOS	Unknown	\$58,558.50	3
2014 PACIFIC HIGHWAY	Canada	\$2,076,581.63	67
2014 PACIFIC HIGHWAY	Chile	\$13,350.38	1
2014 PACIFIC HIGHWAY	China	\$329,206.60	14
2014 PACIFIC HIGHWAY	Germany	\$21,707.83	1
2014 PACIFIC HIGHWAY	Hong Kong	\$15,609.75	1
2014 PACIFIC HIGHWAY	Indonesia	\$163,097.26	9
2014 PACIFIC HIGHWAY	Korea (the Republic of)	\$41,520.21	2
2014 PACIFIC HIGHWAY	New Zealand	\$14,710.80	1
2014 PACIFIC HIGHWAY	Russian Federation (the)	\$20,316.28	1
2014 PACIFIC HIGHWAY	Singapore	\$11,680.04	1
2014 PACIFIC HIGHWAY	Sri Lanka	\$11,110.16	1
2014 PACIFIC HIGHWAY	Switzerland	\$37,780.50	1
2014 PACIFIC HIGHWAY	Taiwan	\$37,450.56	2
2014 PACIFIC HIGHWAY	United Kingdom (the)	\$140,796.00	3
2014 PACIFIC HIGHWAY	United States	\$918,110.35	27
2014 PACIFIC HIGHWAY	Unknown	\$355,346,991.79	456
2014 PACIFIC-BROKERS HWY SUFFERANCE WAREHOUSE	Unknown	\$2,092,709.92	8
2014 PATERSON	Canada	\$11,899.97	1
2014 PATERSON	United States	\$10,867.12	1
2014 PATERSON	Unknown	\$117,303.15	2
2014 PRINCE GEORGE	Australia	\$10,305.89	1
2014 PRINCE GEORGE	Canada	\$232,181.04	8
2014 PRINCE GEORGE	China	\$378,406.20	18
2014 PRINCE GEORGE	Egypt	\$39,739.33	1
2014 PRINCE GEORGE	India	\$20,000.00	1
2014 PRINCE GEORGE	Iran (Islamic Republic of)	\$24,928.96	2
2014 PRINCE GEORGE	Pakistan	\$40,000.00	1
2014 PRINCE GEORGE	Philippines	\$30,414.40	2
2014 PRINCE GEORGE	Poland	\$50,595.63	1
2014 PRINCE GEORGE	United States	\$17,988.23	1
2014 PRINCE GEORGE	Unknown	\$499,679.72	24
2014 PRINCE GEORGE	Viet Nam	\$12,318.00	1
2014 PRINCE RUPERT	Canada	\$13,684.87	1
2014 PRINCE RUPERT	United States	\$11,441.11	1
2014 PRINCE RUPERT	Unknown	\$245,839.93	11
2014 ROOSVILLE	Canada	\$33,128.65	2
2014 ROOSVILLE	United States	\$48,710.00	2
2014 ROOSVILLE	Unknown	\$75,288.76	4
2014 RYKERTS	Canada	\$13,409.00	1
2014 RYKERTS	United States	\$11,276.10	1
2014 RYKERTS	Unknown	\$167,919.63	6
2014 SIDNEY - VICTORIA	Canada	\$1,169,542.72	43
2014 SIDNEY - VICTORIA	Germany	\$10,834.30	1
2014 SIDNEY - VICTORIA	India	\$10,885.58	1
2014 SIDNEY - VICTORIA	Japan	\$29,584.43	2
2014 SIDNEY - VICTORIA	United States	\$368,072.11	10
2014 SIDNEY - VICTORIA	Unknown	\$905,390.63	34
2014 VANCOUVER - COMMERICAL OPS WEST	Germany	\$18,651.99	1
2014 VANCOUVER - COMMERICAL OPS WEST	Iran (Islamic Republic of)	\$15,223.98	1
2014 VANCOUVER - COMMERICAL OPS WEST	Malaysia	\$45,000.00	1
2014 VANCOUVER - MAIL	Canada	\$29,678.09	2
2014 VANCOUVER - MARINE OPS	Argentina	\$20,309.59	1
2014 VANCOUVER - MARINE OPS	Australia	\$47,333.61	3
2014 VANCOUVER - MARINE OPS	Bosnia and Herzegovina	\$11,168.94	1
2014 VANCOUVER - MARINE OPS	Brazil	\$12,887.23	1
2014 VANCOUVER - MARINE OPS	Canada	\$2,257,091.11	14
2014 VANCOUVER - MARINE OPS	China	\$164,834.02	5
2014 VANCOUVER - MARINE OPS	Croatia (Hrvatska)	\$56,901.91	3
2014 VANCOUVER - MARINE OPS	France	\$17,472.80	1
2014 VANCOUVER - MARINE OPS	Germany	\$53,528.02	2
2014 VANCOUVER - MARINE OPS	Greece	\$115,017.96	4
2014 VANCOUVER - MARINE OPS	Hungary	\$11,310.08	1
2014 VANCOUVER - MARINE OPS	India	\$479,704.89	19
2014 VANCOUVER - MARINE OPS	Indonesia	\$454,637.79	13
2014 VANCOUVER - MARINE OPS	Italy	\$22,380.92	2
2014 VANCOUVER - MARINE OPS	Jamaica	\$32,481.70	1
2014 VANCOUVER - MARINE OPS	Korea (the Republic of)	\$60,259.60	1
2014 VANCOUVER - MARINE OPS	Malaysia	\$54,881.12	1
2014 VANCOUVER - MARINE OPS	Nepal	\$12,412.27	1
2014 VANCOUVER - MARINE OPS	New Zealand	\$23,700.57	1
2014 VANCOUVER - MARINE OPS	Nicaragua	\$11,984.67	1
2014 VANCOUVER - MARINE OPS	Nigeria	\$11,353.11	1
2014 VANCOUVER - MARINE OPS	Norway	\$33,695.43	1
2014 VANCOUVER - MARINE OPS	Peru	\$15,804.86	1
2014 VANCOUVER - MARINE OPS	Philippines	\$408,957.21	19
2014 VANCOUVER - MARINE OPS	Poland	\$137,508.17	4
2014 VANCOUVER - MARINE OPS	Portugal	\$68,615.70	2
2014 VANCOUVER - MARINE OPS	Romania	\$92,243.73	5
2014 VANCOUVER - MARINE OPS	Saint Lucia	\$11,918.40	1
2014 VANCOUVER - MARINE OPS	Serbia	\$109,573.22	6

2014 VANCOUVER - MARINE OPS	Sri Lanka	\$10,995.22	1
2014 VANCOUVER - MARINE OPS	Sweden	\$11,523.72	1
2014 VANCOUVER - MARINE OPS	Thailand	\$15,111.71	1
2014 VANCOUVER - MARINE OPS	Trinidad and Tobago	\$27,991.91	1
2014 VANCOUVER - MARINE OPS	United Arab Emirates (the)	\$84,834.50	2
2014 VANCOUVER - MARINE OPS	United Kingdom (the)	\$110,845.82	6
2014 VANCOUVER - MARINE OPS	United States	\$81,993.16	4
2014 VANCOUVER - MARINE OPS	Unknown	\$124,283,195.60	815
2014 VANCOUVER AIRPORT	Afghanistan	\$23,430.06	2
2014 VANCOUVER AIRPORT	Albania	\$26,000.00	1
2014 VANCOUVER AIRPORT	Angola	\$20,682.86	1
2014 VANCOUVER AIRPORT	Argentina	\$46,777.55	4
2014 VANCOUVER AIRPORT	Aruba	\$12,576.79	1
2014 VANCOUVER AIRPORT	Australia	\$595,591.78	34
2014 VANCOUVER AIRPORT	Austria	\$13,141.71	1
2014 VANCOUVER AIRPORT	Bangladesh	\$150,304.70	10
2014 VANCOUVER AIRPORT	Belgium	\$131,580.05	4
2014 VANCOUVER AIRPORT	Brazil	\$288,708.51	15
2014 VANCOUVER AIRPORT	Cambodia	\$22,643.65	2
2014 VANCOUVER AIRPORT	Canada	\$45,090,447.16	1,799
2014 VANCOUVER AIRPORT	Chad	\$39,600.00	2
2014 VANCOUVER AIRPORT	Chile	\$367,033.07	17
2014 VANCOUVER AIRPORT	China	\$85,236,872.83	3,951
2014 VANCOUVER AIRPORT	Colombia	\$60,663.31	3
2014 VANCOUVER AIRPORT	Congo (the Democratic Republic of the)	\$15,314.60	1
2014 VANCOUVER AIRPORT	Croatia (Hrvatska)	\$43,621.31	1
2014 VANCOUVER AIRPORT	Czech Republic	\$10,000.00	1
2014 VANCOUVER AIRPORT	Ecuador	\$65,489.01	4
2014 VANCOUVER AIRPORT	Egypt	\$1,282,728.98	23
2014 VANCOUVER AIRPORT	France	\$122,016.06	6
2014 VANCOUVER AIRPORT	French Polynesia	\$21,285.22	1
2014 VANCOUVER AIRPORT	Germany	\$817,714.06	22
2014 VANCOUVER AIRPORT	Ghana	\$31,957.62	2
2014 VANCOUVER AIRPORT	Greece	\$183,035.77	7
2014 VANCOUVER AIRPORT	Guyana	\$16,805.61	1
2014 VANCOUVER AIRPORT	Honduras	\$80,000.00	1
2014 VANCOUVER AIRPORT	Hong Kong	\$4,085,464.14	139
2014 VANCOUVER AIRPORT	Hungary	\$122,739.25	5
2014 VANCOUVER AIRPORT	India	\$2,367,953.79	116
2014 VANCOUVER AIRPORT	Indonesia	\$2,082,859.86	68
2014 VANCOUVER AIRPORT	Iran (Islamic Republic of)	\$9,756,396.00	365
2014 VANCOUVER AIRPORT	Iraq	\$146,024.54	5
2014 VANCOUVER AIRPORT	Ireland	\$91,428.03	2
2014 VANCOUVER AIRPORT	Israel	\$265,862.29	8
2014 VANCOUVER AIRPORT	Italy	\$113,321.71	4
2014 VANCOUVER AIRPORT	Jamaica	\$63,631.49	3
2014 VANCOUVER AIRPORT	Japan	\$2,659,274.02	46
2014 VANCOUVER AIRPORT	Jordan	\$79,992.71	5
2014 VANCOUVER AIRPORT	Kazakhstan	\$183,916.93	8
2014 VANCOUVER AIRPORT	Kenya	\$111,639.69	6
2014 VANCOUVER AIRPORT	Korea (Dem. People's Rep. of)	\$21,028.60	2
2014 VANCOUVER AIRPORT	Korea (the Republic of)	\$3,485,656.43	171
2014 VANCOUVER AIRPORT	Kuwait	\$42,306.73	3
2014 VANCOUVER AIRPORT	Latvia	\$14,379.71	1
2014 VANCOUVER AIRPORT	Lebanon	\$46,439.43	4
2014 VANCOUVER AIRPORT	Libyan Arab Jamahiriya	\$105,107.73	5
2014 VANCOUVER AIRPORT	Macao	\$177,146.53	5
2014 VANCOUVER AIRPORT	Malawi	\$15,921.82	1
2014 VANCOUVER AIRPORT	Malaysia	\$438,634.19	23
2014 VANCOUVER AIRPORT	Malta	\$13,949.24	1
2014 VANCOUVER AIRPORT	Mauritius	\$76,250.51	2
2014 VANCOUVER AIRPORT	Mexico	\$148,929.46	11
2014 VANCOUVER AIRPORT	Mongolia	\$345,434.65	16
2014 VANCOUVER AIRPORT	Myanmar	\$41,969.25	2
2014 VANCOUVER AIRPORT	Nepal	\$154,746.57	9
2014 VANCOUVER AIRPORT	New Zealand	\$119,345.35	8
2014 VANCOUVER AIRPORT	Nicaragua	\$11,832.13	1
2014 VANCOUVER AIRPORT	Nigeria	\$293,740.19	17
2014 VANCOUVER AIRPORT	Pakistan	\$747,369.11	26
2014 VANCOUVER AIRPORT	Peru	\$12,980.60	1
2014 VANCOUVER AIRPORT	Philippines	\$204,241,082.08	276
2014 VANCOUVER AIRPORT	Poland	\$308,647.75	14
2014 VANCOUVER AIRPORT	Portugal	\$114,029.30	5
2014 VANCOUVER AIRPORT	Qatar	\$10,000.00	1
2014 VANCOUVER AIRPORT	Romania	\$62,298.31	3
2014 VANCOUVER AIRPORT	Russian Federation (the)	\$618,070.47	29
2014 VANCOUVER AIRPORT	Saint Barthélemy	\$10,000.00	1
2014 VANCOUVER AIRPORT	Saint Kitts and Nevis	\$17,102.68	1
2014 VANCOUVER AIRPORT	Saudi Arabia	\$247,284.19	12
2014 VANCOUVER AIRPORT	Serbia	\$10,000.00	1
2014 VANCOUVER AIRPORT	Singapore	\$1,051,689.59	34

2014 VANCOUVER AIRPORT	Slovakia (Slovak Republic)	\$43,568.03	2
2014 VANCOUVER AIRPORT	South Africa	\$134,042.90	5
2014 VANCOUVER AIRPORT	Spain	\$128,335.79	7
2014 VANCOUVER AIRPORT	Sri Lanka	\$65,166.03	3
2014 VANCOUVER AIRPORT	Switzerland	\$145,853.73	8
2014 VANCOUVER AIRPORT	Syrian Arab Republic	\$50,417.77	2
2014 VANCOUVER AIRPORT	Taiwan	\$2,066,940.93	93
2014 VANCOUVER AIRPORT	Tanzania (United Republic of)	\$48,025.10	3
2014 VANCOUVER AIRPORT	Thailand	\$386,142.44	19
2014 VANCOUVER AIRPORT	Trinidad and Tobago	\$23,143.00	1
2014 VANCOUVER AIRPORT	Turkey	\$117,241.17	7
2014 VANCOUVER AIRPORT	Ukraine	\$466,321.07	22
2014 VANCOUVER AIRPORT	United Arab Emirates (the)	\$444,771.09	13
2014 VANCOUVER AIRPORT	United Kingdom (the)	\$989,196.61	32
2014 VANCOUVER AIRPORT	United States	\$4,481,958.22	121
2014 VANCOUVER AIRPORT	Unknown	\$666,540,259.31	5,007
2014 VANCOUVER AIRPORT	Uzbekistan	\$23,638.92	1
2014 VANCOUVER AIRPORT	Viet Nam	\$2,353,682.77	33
2014 VANCOUVER AIRPORT	Virgin Islands (British)	\$15,000.00	1
2014 VANCOUVER AIRPORT	Yemen	\$32,680.25	1
2014 VANCOUVER AIRPORT	Zambia	\$20,000.00	1
2014 VERNON	Canada	\$11,027.00	1
2014 VICTORIA	Canada	\$297,671.32	11
2014 VICTORIA	China	\$31,176.81	2
2014 VICTORIA	Israel	\$11,663.68	1
2014 VICTORIA	Korea (the Republic of)	\$20,510.33	1
2014 VICTORIA	Mexico	\$10,832.36	1
2014 VICTORIA	United States	\$88,492.53	5
2014 VICTORIA	Unknown	\$235,635.10	10
2014 Total		\$1,604,527,184.47	15,247
2015 ALDERGROVE	Canada	\$402,588.24	15
2015 ALDERGROVE	China	\$99,485.81	1
2015 ALDERGROVE	Germany	\$27,400.00	1
2015 ALDERGROVE	Indonesia	\$1,437,174.02	1
2015 ALDERGROVE	United States	\$402,781.08	19
2015 ALDERGROVE	Unknown	\$888,348.73	37
2015 BOUNDARY BAY	United States	\$316,892.70	4
2015 BOUNDARY BAY	Unknown	\$19,268,937.87	68
2015 BRITISH COLUMBIA	Unknown	\$20,000.00	1
2015 CARSON	Canada	\$28,279.25	1
2015 CARSON	United States	\$30,262.42	2
2015 CASCADE	Canada	\$88,432.19	1
2015 CASCADE	United States	\$12,544.20	1
2015 CASCADE	Unknown	\$75,332.17	3
2015 CRANBROOK	China	\$11,236.39	1
2015 CRANBROOK	Philippines	\$14,310.37	1
2015 CRANBROOK	Unknown	\$58,603.07	2
2015 DOUGLAS	Argentina	\$31,827.64	1
2015 DOUGLAS	Canada	\$2,395,433.50	66
2015 DOUGLAS	Chile	\$20,000.00	1
2015 DOUGLAS	China	\$1,061,664.06	64
2015 DOUGLAS	Egypt	\$10,000.00	1
2015 DOUGLAS	Hong Kong	\$12,273.37	1
2015 DOUGLAS	India	\$43,936.44	1
2015 DOUGLAS	Indonesia	\$44,457.61	2
2015 DOUGLAS	Iran (Islamic Republic of)	\$10,978.54	1
2015 DOUGLAS	Korea (the Republic of)	\$21,716.94	1
2015 DOUGLAS	New Zealand	\$30,689.19	1
2015 DOUGLAS	Philippines	\$22,140.00	1
2015 DOUGLAS	Russian Federation (the)	\$16,941.93	1
2015 DOUGLAS	Saudi Arabia	\$25,246.02	1
2015 DOUGLAS	Spain	\$13,998.30	1
2015 DOUGLAS	Ukraine	\$41,836.98	1
2015 DOUGLAS	United Arab Emirates (the)	\$38,448.86	2
2015 DOUGLAS	United Kingdom (the)	\$11,016.63	1
2015 DOUGLAS	United States	\$1,959,073.12	60
2015 DOUGLAS	United States Minor Outlying Is.'s	\$19,204.50	1
2015 DOUGLAS	Unknown	\$7,848,950.87	239
2015 HUNTINGDON	Canada	\$540,083.94	15
2015 HUNTINGDON	Philippines	\$41,483.75	2
2015 HUNTINGDON	Slovakia (Slovak Republic)	\$23,849.76	1
2015 HUNTINGDON	United States	\$719,811.29	36
2015 HUNTINGDON	Unknown	\$1,952,370.23	85
2015 KELOWNA	Canada	\$508,386.01	10
2015 KELOWNA	United States	\$10,514.09	1
2015 KELOWNA	Unknown	\$364,986.39	15
2015 KINGSGATE	Canada	\$254,458.37	5
2015 KINGSGATE	United States	\$367,075.41	15
2015 KINGSGATE	Unknown	\$613,034.05	19
2015 MIDWAY	Canada	\$11,770.16	1
2015 MIDWAY	United States	\$11,996.36	1

2015 NANAIMO	Unknown	\$117,250.12	5
2015 NELWAY	Canada	\$22,308.91	2
2015 NELWAY	China	\$11,799.00	1
2015 NELWAY	United States	\$46,368.83	3
2015 NELWAY	Unknown	\$47,682.19	4
2015 OSOYOOS	Canada	\$276,837.22	4
2015 OSOYOOS	Kazakhstan	\$13,314.75	1
2015 OSOYOOS	United States	\$161,668.80	6
2015 OSOYOOS	Unknown	\$440,314.34	13
2015 PACIFIC HIGHWAY	Canada	\$1,216,367.26	58
2015 PACIFIC HIGHWAY	Chile	\$12,225.19	1
2015 PACIFIC HIGHWAY	China	\$1,078,499.14	35
2015 PACIFIC HIGHWAY	Hong Kong	\$14,316.63	1
2015 PACIFIC HIGHWAY	Indonesia	\$82,083.58	5
2015 PACIFIC HIGHWAY	Kenya	\$92,000.00	1
2015 PACIFIC HIGHWAY	Korea (the Republic of)	\$564,161.06	2
2015 PACIFIC HIGHWAY	Saudi Arabia	\$10,000.00	1
2015 PACIFIC HIGHWAY	Suriname	\$12,349.44	1
2015 PACIFIC HIGHWAY	Thailand	\$25,462.11	1
2015 PACIFIC HIGHWAY	United States	\$2,573,882.83	39
2015 PACIFIC HIGHWAY	Unknown	\$394,834,986.04	478
2015 PACIFIC-BROKERS HWY SUFFERANCE WAREHOUSE	Unknown	\$12,503.36	1
2015 PATERSON	Canada	\$19,852.12	1
2015 PATERSON	Unknown	\$13,892.87	1
2015 PRINCE GEORGE	Canada	\$75,896.80	5
2015 PRINCE GEORGE	China	\$411,058.78	25
2015 PRINCE GEORGE	Indonesia	\$16,172.00	1
2015 PRINCE GEORGE	Iran (Islamic Republic of)	\$49,349.25	3
2015 PRINCE GEORGE	Korea (the Republic of)	\$10,000.00	1
2015 PRINCE GEORGE	Philippines	\$20,958,323.50	2
2015 PRINCE GEORGE	Serbia	\$18,583.28	1
2015 PRINCE GEORGE	United States	\$26,209.38	2
2015 PRINCE GEORGE	Unknown	\$397,558.74	19
2015 PRINCE RUPERT	United States	\$10,785.91	1
2015 PRINCE RUPERT	Unknown	\$39,899.14	3
2015 ROOSVILLE	Canada	\$166,008.01	6
2015 ROOSVILLE	Mexico	\$14,464.11	1
2015 ROOSVILLE	United States	\$96,362.29	6
2015 ROOSVILLE	Unknown	\$433,798.77	14
2015 RYKERTS	Canada	\$135,976.51	3
2015 RYKERTS	United States	\$11,996.36	1
2015 RYKERTS	Unknown	\$69,954.47	2
2015 SIDNEY - VICTORIA	Canada	\$353,765.14	7
2015 SIDNEY - VICTORIA	China	\$44,240.01	2
2015 SIDNEY - VICTORIA	Nicaragua	\$52,638.81	1
2015 SIDNEY - VICTORIA	Taiwan	\$42,528.38	1
2015 SIDNEY - VICTORIA	United States	\$182,844.74	9
2015 SIDNEY - VICTORIA	Unknown	\$310,069.99	17
2015 VANCOUVER - COMMERCIAL OPS EAST	Canada	\$24,281.04	1
2015 VANCOUVER - COMMERCIAL OPS EAST	India	\$12,000.00	1
2015 VANCOUVER - COMMERCIAL OPS EAST	Unknown	\$19,092.17	1
2015 VANCOUVER - COMMERCIAL OPS WEST	United States	\$32,670.00	1
2015 VANCOUVER - MAIL	China	\$14,980.98	1
2015 VANCOUVER - MAIL	United States	\$13,000.00	1
2015 VANCOUVER - MARINE OPS	Argentina	\$51,938.92	2
2015 VANCOUVER - MARINE OPS	Australia	\$48,227.85	1
2015 VANCOUVER - MARINE OPS	Bangladesh	\$95,526.26	1
2015 VANCOUVER - MARINE OPS	Brazil	\$911,178.06	2
2015 VANCOUVER - MARINE OPS	Canada	\$3,819,297.32	13
2015 VANCOUVER - MARINE OPS	Chile	\$119,251.23	1
2015 VANCOUVER - MARINE OPS	China	\$114,195.94	5
2015 VANCOUVER - MARINE OPS	Colombia	\$19,672.56	1
2015 VANCOUVER - MARINE OPS	Croatia (Hrvatska)	\$29,304.31	3
2015 VANCOUVER - MARINE OPS	Czech Republic	\$23,358.49	1
2015 VANCOUVER - MARINE OPS	France	\$19,169.36	1
2015 VANCOUVER - MARINE OPS	Germany	\$181,734.25	4
2015 VANCOUVER - MARINE OPS	Greece	\$41,239.33	2
2015 VANCOUVER - MARINE OPS	Hungary	\$14,465.55	1
2015 VANCOUVER - MARINE OPS	India	\$233,689.33	14
2015 VANCOUVER - MARINE OPS	Indonesia	\$160,138.35	11
2015 VANCOUVER - MARINE OPS	Italy	\$17,348.14	1
2015 VANCOUVER - MARINE OPS	Jamaica	\$41,365.02	2
2015 VANCOUVER - MARINE OPS	Kenya	\$22,855.86	1
2015 VANCOUVER - MARINE OPS	Malaysia	\$33,717.28	2
2015 VANCOUVER - MARINE OPS	Nepal	\$14,747.43	1
2015 VANCOUVER - MARINE OPS	New Zealand	\$24,517.04	1
2015 VANCOUVER - MARINE OPS	Oman	\$12,195.19	1
2015 VANCOUVER - MARINE OPS	Peru	\$12,719.24	1
2015 VANCOUVER - MARINE OPS	Philippines	\$1,379,199.16	15
2015 VANCOUVER - MARINE OPS	Poland	\$69,833.20	2
2015 VANCOUVER - MARINE OPS	Portugal	\$108,121.40	2

2015 VANCOUVER - MARINE OPS	Romania	\$101,556.42	6
2015 VANCOUVER - MARINE OPS	Russian Federation (the)	\$48,021.66	1
2015 VANCOUVER - MARINE OPS	Serbia	\$10,608.37	1
2015 VANCOUVER - MARINE OPS	Singapore	\$50,584.15	2
2015 VANCOUVER - MARINE OPS	Slovakia (Slovak Republic)	\$22,542.78	1
2015 VANCOUVER - MARINE OPS	Sweden	\$19,719.13	1
2015 VANCOUVER - MARINE OPS	Taiwan	\$25,196.00	1
2015 VANCOUVER - MARINE OPS	Thailand	\$13,000.00	1
2015 VANCOUVER - MARINE OPS	Ukraine	\$131,891.50	8
2015 VANCOUVER - MARINE OPS	United Kingdom (the)	\$22,150.50	1
2015 VANCOUVER - MARINE OPS	United States	\$348,849.32	15
2015 VANCOUVER - MARINE OPS	Unknown	\$141,500,429.65	736
2015 VANCOUVER AIRPORT	Afghanistan	\$35,720.26	3
2015 VANCOUVER AIRPORT	Albania	\$10,000.00	1
2015 VANCOUVER AIRPORT	Algeria	\$12,307.63	1
2015 VANCOUVER AIRPORT	Antigua and Barbuda	\$50,000.00	1
2015 VANCOUVER AIRPORT	Argentina	\$95,862.14	5
2015 VANCOUVER AIRPORT	Armenia	\$11,072.51	1
2015 VANCOUVER AIRPORT	Australia	\$976,460.44	47
2015 VANCOUVER AIRPORT	Austria	\$79,170.51	3
2015 VANCOUVER AIRPORT	Bahrain	\$26,124.72	2
2015 VANCOUVER AIRPORT	Bangladesh	\$582,193.05	29
2015 VANCOUVER AIRPORT	Belarus	\$41,408.56	2
2015 VANCOUVER AIRPORT	Belgium	\$195,380.80	6
2015 VANCOUVER AIRPORT	Brazil	\$669,275.07	22
2015 VANCOUVER AIRPORT	Brunei Darussalam	\$20,304.00	2
2015 VANCOUVER AIRPORT	Bulgaria	\$40,508.95	2
2015 VANCOUVER AIRPORT	Cambodia	\$23,835.46	2
2015 VANCOUVER AIRPORT	Cameroon	\$306,984.44	6
2015 VANCOUVER AIRPORT	Canada	\$149,370,885.56	2,468
2015 VANCOUVER AIRPORT	Cayman Islands	\$20,000.00	1
2015 VANCOUVER AIRPORT	Chile	\$1,098,847.29	49
2015 VANCOUVER AIRPORT	China	\$165,051,430.03	6,986
2015 VANCOUVER AIRPORT	Colombia	\$78,074.15	6
2015 VANCOUVER AIRPORT	Congo (the Democratic Republic of the)	\$14,314.91	1
2015 VANCOUVER AIRPORT	Costa Rica	\$16,381.27	2
2015 VANCOUVER AIRPORT	Cyprus	\$14,624.34	1
2015 VANCOUVER AIRPORT	Czech Republic	\$158,910.36	4
2015 VANCOUVER AIRPORT	Denmark	\$13,000.00	1
2015 VANCOUVER AIRPORT	Dominica	\$17,967.24	1
2015 VANCOUVER AIRPORT	Dominican Republic	\$1,383.04	1
2015 VANCOUVER AIRPORT	Ecuador	\$84,176.63	5
2015 VANCOUVER AIRPORT	Egypt	\$641,555.70	28
2015 VANCOUVER AIRPORT	El Salvador	\$17,686.20	1
2015 VANCOUVER AIRPORT	Estonia	\$28,016.45	1
2015 VANCOUVER AIRPORT	Eswatini	\$28,307.26	2
2015 VANCOUVER AIRPORT	Fiji	\$51,912.10	3
2015 VANCOUVER AIRPORT	France	\$76,422.56	4
2015 VANCOUVER AIRPORT	Georgia	\$49,258.29	1
2015 VANCOUVER AIRPORT	Germany	\$172,924.85	11
2015 VANCOUVER AIRPORT	Ghana	\$48,846.61	3
2015 VANCOUVER AIRPORT	Greece	\$127,352.70	6
2015 VANCOUVER AIRPORT	Honduras	\$71,706.93	2
2015 VANCOUVER AIRPORT	Hong Kong	\$5,712,019.41	263
2015 VANCOUVER AIRPORT	Hungary	\$53,344.40	3
2015 VANCOUVER AIRPORT	Iceland	\$39,836.18	1
2015 VANCOUVER AIRPORT	India	\$5,268,080.95	248
2015 VANCOUVER AIRPORT	Indonesia	\$8,210,694.67	90
2015 VANCOUVER AIRPORT	Iran (Islamic Republic of)	\$45,386,447.38	509
2015 VANCOUVER AIRPORT	Iraq	\$186,807.00	10
2015 VANCOUVER AIRPORT	Ireland	\$46,707.85	2
2015 VANCOUVER AIRPORT	Israel	\$229,526.89	11
2015 VANCOUVER AIRPORT	Italy	\$89,305.38	6
2015 VANCOUVER AIRPORT	Jamaica	\$29,000.00	1
2015 VANCOUVER AIRPORT	Japan	\$4,500,933.61	63
2015 VANCOUVER AIRPORT	Jordan	\$173,883.10	12
2015 VANCOUVER AIRPORT	Kazakhstan	\$194,494.67	9
2015 VANCOUVER AIRPORT	Kenya	\$24,489.86	2
2015 VANCOUVER AIRPORT	Korea (Dem. People's Rep. of)	\$177,231.67	7
2015 VANCOUVER AIRPORT	Korea (the Republic of)	\$4,187,013.92	188
2015 VANCOUVER AIRPORT	Kuwait	\$498,468.11	5
2015 VANCOUVER AIRPORT	Kyrgystan	\$24,382.03	1
2015 VANCOUVER AIRPORT	Lebanon	\$105,904.76	7
2015 VANCOUVER AIRPORT	Libyan Arab Jamahiriya	\$206,343.31	8
2015 VANCOUVER AIRPORT	Lithuania	\$12,000.00	1
2015 VANCOUVER AIRPORT	Macao	\$50,411.58	3
2015 VANCOUVER AIRPORT	Macedonia (Former Yugoslav Republic)	\$24,794.82	2
2015 VANCOUVER AIRPORT	Malaysia	\$661,795.61	25
2015 VANCOUVER AIRPORT	Mauritania	\$13,803.01	1
2015 VANCOUVER AIRPORT	Mauritius	\$91,848.97	3
2015 VANCOUVER AIRPORT	Mexico	\$385,443.29	21

2015 VANCOUVER AIRPORT	Moldova (the Republic of)	\$18,455.14	1
2015 VANCOUVER AIRPORT	Mongolia	\$221,122.16	10
2015 VANCOUVER AIRPORT	Myanmar	\$130,652.80	6
2015 VANCOUVER AIRPORT	Nepal	\$90,411.09	6
2015 VANCOUVER AIRPORT	Netherlands	\$175,432.51	8
2015 VANCOUVER AIRPORT	New Zealand	\$274,974.43	13
2015 VANCOUVER AIRPORT	Nigeria	\$285,589.05	12
2015 VANCOUVER AIRPORT	Norway	\$16,972.13	1
2015 VANCOUVER AIRPORT	Oman	\$25,000.00	1
2015 VANCOUVER AIRPORT	Pakistan	\$1,604,339.79	48
2015 VANCOUVER AIRPORT	Panama	\$10,620.51	1
2015 VANCOUVER AIRPORT	Paraguay	\$14,018.85	1
2015 VANCOUVER AIRPORT	Peru	\$84,491.49	4
2015 VANCOUVER AIRPORT	Philippines	\$21,072,376.86	488
2015 VANCOUVER AIRPORT	Poland	\$42,000.00	3
2015 VANCOUVER AIRPORT	Portugal	\$42,500.00	1
2015 VANCOUVER AIRPORT	Qatar	\$47,834.01	3
2015 VANCOUVER AIRPORT	Romania	\$80,634.26	5
2015 VANCOUVER AIRPORT	Russian Federation (the)	\$1,190,989.93	47
2015 VANCOUVER AIRPORT	Rwanda	\$31,271.53	2
2015 VANCOUVER AIRPORT	Saint Barthélemy	\$11,867.00	1
2015 VANCOUVER AIRPORT	Saudi Arabia	\$344,968.69	20
2015 VANCOUVER AIRPORT	Serbia	\$136,892.35	7
2015 VANCOUVER AIRPORT	Sierra Leone	\$11,766.57	1
2015 VANCOUVER AIRPORT	Singapore	\$1,144,220.34	46
2015 VANCOUVER AIRPORT	Slovakia (Slovak Republic)	\$38,179.61	1
2015 VANCOUVER AIRPORT	South Africa	\$242,372.09	9
2015 VANCOUVER AIRPORT	Spain	\$87,700.88	4
2015 VANCOUVER AIRPORT	Sri Lanka	\$173,693.89	10
2015 VANCOUVER AIRPORT	Sudan	\$24,080.00	1
2015 VANCOUVER AIRPORT	Suriname	\$10,166.00	1
2015 VANCOUVER AIRPORT	Sweden	\$75,567.16	4
2015 VANCOUVER AIRPORT	Switzerland	\$172,841.25	8
2015 VANCOUVER AIRPORT	Syrian Arab Republic	\$10,000.00	1
2015 VANCOUVER AIRPORT	Taiwan	\$1,905,411.38	104
2015 VANCOUVER AIRPORT	Tanzania (United Republic of)	\$259,436.61	12
2015 VANCOUVER AIRPORT	Thailand	\$531,348.80	28
2015 VANCOUVER AIRPORT	Tunisia	\$13,000.00	1
2015 VANCOUVER AIRPORT	Turkey	\$137,894.78	8
2015 VANCOUVER AIRPORT	Ukraine	\$6,396,499.48	35
2015 VANCOUVER AIRPORT	United Arab Emirates (the)	\$463,976.72	18
2015 VANCOUVER AIRPORT	United Kingdom (the)	\$887,860.51	51
2015 VANCOUVER AIRPORT	United States	\$4,774,847.60	142
2015 VANCOUVER AIRPORT	Unknown	\$141,491,265.04	4,282
2015 VANCOUVER AIRPORT	Uruguay	\$16,099.30	1
2015 VANCOUVER AIRPORT	Venezuela (Bolivarian Republic of)	\$44,735.94	2
2015 VANCOUVER AIRPORT	Viet Nam	\$1,384,698.07	58
2015 VANCOUVER AIRPORT	Yemen	\$10,719.07	1
2015 VANCOUVER AIRPORT	Zimbabwe	\$13,410.34	1
2015 VICTORIA	Canada	\$337,406.37	10
2015 VICTORIA	Greece	\$51,980.30	1
2015 VICTORIA	Hong Kong	\$4,978.00	2
2015 VICTORIA	Indonesia	\$1,034,898.98	1
2015 VICTORIA	Mauritius	\$15,899.06	1
2015 VICTORIA	Mexico	\$23,265.62	1
2015 VICTORIA	Philippines	\$10,864.35	1
2015 VICTORIA	United States	\$156,206.87	6
2015 VICTORIA	Unknown	\$936,284.62	14
2015 VICTORIA	Viet Nam	\$16,031.55	1
2015 WANETA	Canada	\$14,212.85	1
2015 Total		\$1,203,833,292.74	19,266
2016 ALDERGROVE	Canada	\$579,638.48	15
2016 ALDERGROVE	China	\$83,163.54	4
2016 ALDERGROVE	Egypt	\$10,657.00	1
2016 ALDERGROVE	Korea (Dem. People's Rep. of)	\$17,071.76	1
2016 ALDERGROVE	Mexico	\$27,605.70	1
2016 ALDERGROVE	United States	\$641,579.60	23
2016 ALDERGROVE	Unknown	\$1,837,986.21	90
2016 BOUNDARY BAY	Canada	\$32,988.40	2
2016 BOUNDARY BAY	Germany	\$42,463.99	1
2016 BOUNDARY BAY	Unknown	\$25,806,808.78	97
2016 CARSON	Unknown	\$20,649.80	2
2016 CASCADE	Australia	\$10,746.99	1
2016 CASCADE	Canada	\$150,407.73	6
2016 CASCADE	United States	\$13,787.76	1
2016 CASCADE	Unknown	\$60,774.25	3
2016 CRANBROOK	United States	\$25,000.00	1
2016 CRANBROOK	Unknown	\$38,830.65	2
2016 DOUGLAS	Belarus	\$21,045.30	1
2016 DOUGLAS	Brazil	\$46,790.33	3
2016 DOUGLAS	Canada	\$2,466,155.34	84

2016 DOUGLAS	Chile	\$88,240.69	2
2016 DOUGLAS	China	\$907,587.11	49
2016 DOUGLAS	Egypt	\$14,493.59	1
2016 DOUGLAS	Hong Kong	\$17,471.58	1
2016 DOUGLAS	India	\$25,280.00	2
2016 DOUGLAS	Indonesia	\$145,739.18	4
2016 DOUGLAS	Iran (Islamic Republic of)	\$11,236.68	1
2016 DOUGLAS	Iraq	\$30,825.00	1
2016 DOUGLAS	Israel	\$11,922.03	1
2016 DOUGLAS	Japan	\$106,054.25	2
2016 DOUGLAS	Macao	\$102,809.57	1
2016 DOUGLAS	Pakistan	\$38,519.42	1
2016 DOUGLAS	Thailand	\$33,006.44	2
2016 DOUGLAS	Ukraine	\$11,801.10	1
2016 DOUGLAS	United Arab Emirates (the)	\$47,922.38	2
2016 DOUGLAS	United States	\$2,200,937.69	106
2016 DOUGLAS	Unknown	\$7,145,756.74	323
2016 HUNTINGDON	Canada	\$358,058.76	19
2016 HUNTINGDON	China	\$52,663.61	1
2016 HUNTINGDON	United Kingdom (the)	\$14,380.75	1
2016 HUNTINGDON	United States	\$775,183.50	43
2016 HUNTINGDON	Unknown	\$2,786,985.87	122
2016 KAMLOOPS	United States	\$26,307.52	1
2016 KELOWNA	Canada	\$1,447,770.20	11
2016 KELOWNA	China	\$30,900.00	2
2016 KELOWNA	United States	\$132,769.85	7
2016 KELOWNA	Unknown	\$1,590,993.22	18
2016 KINGSGATE	Canada	\$553,063.76	7
2016 KINGSGATE	United States	\$660,028.52	27
2016 KINGSGATE	Unknown	\$958,506.20	43
2016 MIDWAY	Canada	\$28,899.20	1
2016 MIDWAY	United States	\$35,941.35	2
2016 MIDWAY	Unknown	\$10,818.79	1
2016 NANAIMO	Bulgaria	\$14,198.65	1
2016 NANAIMO	Philippines	\$18,960.25	1
2016 NANAIMO	Unknown	\$464,326.84	14
2016 NELWAY	Canada	\$47,798.74	2
2016 NELWAY	United States	\$95,421.52	5
2016 NELWAY	Unknown	\$194,175.45	8
2016 OSOYOOS	Canada	\$1,047,656.44	37
2016 OSOYOOS	United States	\$674,562.88	26
2016 OSOYOOS	Unknown	\$2,175,177.93	62
2016 PACIFIC HIGHWAY	Canada	\$1,106,833.04	44
2016 PACIFIC HIGHWAY	China	\$541,593.01	27
2016 PACIFIC HIGHWAY	India	\$11,341.15	1
2016 PACIFIC HIGHWAY	Indonesia	\$45,039.31	2
2016 PACIFIC HIGHWAY	Korea (Dem. People's Rep. of)	\$39,438.01	3
2016 PACIFIC HIGHWAY	Libyan Arab Jamahiriya	\$9,333.18	1
2016 PACIFIC HIGHWAY	New Zealand	\$11,091.18	1
2016 PACIFIC HIGHWAY	Philippines	\$36,292.35	2
2016 PACIFIC HIGHWAY	Singapore	\$11,531.75	1
2016 PACIFIC HIGHWAY	Taiwan	\$17,497.20	1
2016 PACIFIC HIGHWAY	Ukraine	\$14,157.00	1
2016 PACIFIC HIGHWAY	United Kingdom (the)	\$76,171.36	4
2016 PACIFIC HIGHWAY	United States	\$1,061,303.11	49
2016 PACIFIC HIGHWAY	Unknown	\$57,178,014.08	389
2016 PATERSON	Canada	\$10,922.85	1
2016 PATERSON	United States	\$12,160.04	1
2016 PATERSON	Unknown	\$88,059.18	4
2016 PRINCE GEORGE	Canada	\$20,611.28	2
2016 PRINCE GEORGE	China	\$374,008.43	17
2016 PRINCE GEORGE	Iran (Islamic Republic of)	\$32,322.03	2
2016 PRINCE GEORGE	Israel	\$14,000.00	1
2016 PRINCE GEORGE	Korea (Dem. People's Rep. of)	\$20,000.00	1
2016 PRINCE GEORGE	Philippines	\$54,782.88	1
2016 PRINCE GEORGE	Thailand	\$12,957.25	1
2016 PRINCE GEORGE	Ukraine	\$19,371.95	1
2016 PRINCE GEORGE	United States	\$30,903.55	2
2016 PRINCE GEORGE	Unknown	\$758,266.72	29
2016 PRINCE RUPERT	Australia	\$19,446.39	1
2016 PRINCE RUPERT	Unknown	\$16,715.00	1
2016 ROOSVILLE	Canada	\$13,085.14	1
2016 ROOSVILLE	Germany	\$57,654.02	1
2016 ROOSVILLE	United States	\$265,106.50	14
2016 ROOSVILLE	Unknown	\$693,185.47	21
2016 RYKERTS	Canada	\$61,516.04	2
2016 RYKERTS	China	\$15,000.00	1
2016 RYKERTS	Hong Kong	\$12,000.00	1
2016 RYKERTS	United States	\$64,910.20	3
2016 RYKERTS	Unknown	\$91,349.91	4
2016 SIDNEY - VICTORIA	Canada	\$93,551.00	5

2016 SIDNEY - VICTORIA	China	\$13,114.80	1
2016 SIDNEY - VICTORIA	Colombia	\$12,765.04	1
2016 SIDNEY - VICTORIA	India	\$11,851.41	1
2016 SIDNEY - VICTORIA	Ireland	\$14,709.28	1
2016 SIDNEY - VICTORIA	Jordan	\$20,000.00	2
2016 SIDNEY - VICTORIA	Korea (the Republic of)	\$11,005.00	1
2016 SIDNEY - VICTORIA	Nigeria	\$17,664.96	1
2016 SIDNEY - VICTORIA	Poland	\$11,482.41	1
2016 SIDNEY - VICTORIA	United States	\$464,352.69	12
2016 SIDNEY - VICTORIA	Unknown	\$2,069,029.11	31
2016 VANCOUVER - COMMERCIAL OPS EAST	Canada	\$11,423.16	1
2016 VANCOUVER - COMMERCIAL OPS EAST	China	\$10,171.96	1
2016 VANCOUVER - COMMERCIAL OPS WEST	Unknown	\$45,902.19	1
2016 VANCOUVER - MARINE OPS	Canada	\$98,795.18	4
2016 VANCOUVER - MARINE OPS	China	\$94,087.32	4
2016 VANCOUVER - MARINE OPS	Germany	\$16,912.72	1
2016 VANCOUVER - MARINE OPS	Greece	\$593,518.91	2
2016 VANCOUVER - MARINE OPS	Hong Kong	\$49,357.86	2
2016 VANCOUVER - MARINE OPS	Indonesia	\$201,806.96	7
2016 VANCOUVER - MARINE OPS	Italy	\$14,744.74	1
2016 VANCOUVER - MARINE OPS	Jamaica	\$45,208.93	2
2016 VANCOUVER - MARINE OPS	Japan	\$13,456.68	1
2016 VANCOUVER - MARINE OPS	Kenya	\$10,438.75	1
2016 VANCOUVER - MARINE OPS	Mauritius	\$19,746.33	1
2016 VANCOUVER - MARINE OPS	Philippines	\$608,664.53	15
2016 VANCOUVER - MARINE OPS	Romania	\$36,535.64	1
2016 VANCOUVER - MARINE OPS	Slovenia	\$18,180.52	1
2016 VANCOUVER - MARINE OPS	Sri Lanka	\$26,041.46	1
2016 VANCOUVER - MARINE OPS	Taiwan	\$30,011.42	1
2016 VANCOUVER - MARINE OPS	Thailand	\$14,875.22	1
2016 VANCOUVER - MARINE OPS	Ukraine	\$1,011,295.21	10
2016 VANCOUVER - MARINE OPS	United States	\$189,498.63	8
2016 VANCOUVER - MARINE OPS	Unknown	\$69,760,395.63	370
2016 VANCOUVER AIRPORT	Afghanistan	\$65,592.66	3
2016 VANCOUVER AIRPORT	Algeria	\$73,932.01	3
2016 VANCOUVER AIRPORT	Argentina	\$121,059.99	7
2016 VANCOUVER AIRPORT	Armenia	\$12,379.71	1
2016 VANCOUVER AIRPORT	Australia	\$1,161,169.21	55
2016 VANCOUVER AIRPORT	Azerbaijan	\$26,107.91	1
2016 VANCOUVER AIRPORT	Bahamas	\$41,512.90	2
2016 VANCOUVER AIRPORT	Bangladesh	\$332,456.89	14
2016 VANCOUVER AIRPORT	Belarus	\$38,707.05	2
2016 VANCOUVER AIRPORT	Belgium	\$60,800.00	3
2016 VANCOUVER AIRPORT	Belize	\$67,160.36	5
2016 VANCOUVER AIRPORT	Bolivia (Plurinational State of)	\$26,055.85	2
2016 VANCOUVER AIRPORT	Brazil	\$619,081.53	34
2016 VANCOUVER AIRPORT	Bulgaria	\$19,200.00	1
2016 VANCOUVER AIRPORT	Cabo Verde	\$14,414.40	1
2016 VANCOUVER AIRPORT	Cambodia	\$159,812.23	2
2016 VANCOUVER AIRPORT	Cameroon	\$20,885.00	1
2016 VANCOUVER AIRPORT	Canada	\$156,734,243.48	2,769
2016 VANCOUVER AIRPORT	Central African Republic	\$20,000.00	1
2016 VANCOUVER AIRPORT	Chad	\$106,157.52	5
2016 VANCOUVER AIRPORT	Chile	\$540,020.72	25
2016 VANCOUVER AIRPORT	China	\$188,934,588.12	8,408
2016 VANCOUVER AIRPORT	Colombia	\$98,647.51	6
2016 VANCOUVER AIRPORT	Congo (the Democratic Republic of the)	\$30,269.43	1
2016 VANCOUVER AIRPORT	Croatia (Hrvatska)	\$72,610.00	2
2016 VANCOUVER AIRPORT	Cyprus	\$35,693.71	2
2016 VANCOUVER AIRPORT	Czech Republic	\$38,991.81	2
2016 VANCOUVER AIRPORT	Denmark	\$11,605.20	1
2016 VANCOUVER AIRPORT	Dominican Republic	\$28,499.64	2
2016 VANCOUVER AIRPORT	Ecuador	\$36,409.50	2
2016 VANCOUVER AIRPORT	Egypt	\$686,428.31	32
2016 VANCOUVER AIRPORT	Estonia	\$60,877.96	1
2016 VANCOUVER AIRPORT	Eswatini	\$29,892.85	2
2016 VANCOUVER AIRPORT	Fiji	\$20,970.00	1
2016 VANCOUVER AIRPORT	France	\$331,036.62	15
2016 VANCOUVER AIRPORT	Germany	\$302,261.06	19
2016 VANCOUVER AIRPORT	Ghana	\$61,676.01	4
2016 VANCOUVER AIRPORT	Greece	\$168,155.09	6
2016 VANCOUVER AIRPORT	Guyana	\$10,170.04	1
2016 VANCOUVER AIRPORT	Honduras	\$12,231.09	2
2016 VANCOUVER AIRPORT	Hong Kong	\$9,041,834.16	354
2016 VANCOUVER AIRPORT	Hungary	\$127,232.56	3
2016 VANCOUVER AIRPORT	India	\$3,204,429.25	210
2016 VANCOUVER AIRPORT	Indonesia	\$5,409,140.97	101
2016 VANCOUVER AIRPORT	Iran (Islamic Republic of)	\$16,560,892.26	517
2016 VANCOUVER AIRPORT	Iraq	\$1,972,257.78	6
2016 VANCOUVER AIRPORT	Ireland	\$104,943.80	6
2016 VANCOUVER AIRPORT	Israel	\$280,975.85	12

2016 VANCOUVER AIRPORT	Italy	\$180,418.27	10
2016 VANCOUVER AIRPORT	Jamaica	\$10,729.55	1
2016 VANCOUVER AIRPORT	Japan	\$16,606,244.76	72
2016 VANCOUVER AIRPORT	Jordan	\$202,459.91	11
2016 VANCOUVER AIRPORT	Kazakhstan	\$269,791.14	11
2016 VANCOUVER AIRPORT	Kenya	\$227,772.34	8
2016 VANCOUVER AIRPORT	Korea (Dem. People's Rep. of)	\$2,977,938.95	118
2016 VANCOUVER AIRPORT	Korea (the Republic of)	\$7,059,830.69	104
2016 VANCOUVER AIRPORT	Kuwait	\$52,341.15	5
2016 VANCOUVER AIRPORT	Kyrgystan	\$38,997.08	2
2016 VANCOUVER AIRPORT	Lao People's Dem. Republic	\$27,720.00	1
2016 VANCOUVER AIRPORT	Latvia	\$13,625.82	1
2016 VANCOUVER AIRPORT	Lebanon	\$58,263.53	3
2016 VANCOUVER AIRPORT	Libyan Arab Jamahiriya	\$20,907.13	1
2016 VANCOUVER AIRPORT	Macao	\$241,544.52	10
2016 VANCOUVER AIRPORT	Malaysia	\$787,312.16	36
2016 VANCOUVER AIRPORT	Mauritius	\$10,178.17	1
2016 VANCOUVER AIRPORT	Mexico	\$457,295.52	28
2016 VANCOUVER AIRPORT	Mongolia	\$75,133.98	3
2016 VANCOUVER AIRPORT	Morocco	\$34,868.93	2
2016 VANCOUVER AIRPORT	Myanmar	\$25,788.75	2
2016 VANCOUVER AIRPORT	Namibia	\$15,827.87	1
2016 VANCOUVER AIRPORT	Nepal	\$115,547.68	9
2016 VANCOUVER AIRPORT	Netherlands	\$257,345.90	5
2016 VANCOUVER AIRPORT	New Zealand	\$87,235.05	5
2016 VANCOUVER AIRPORT	Niger	\$18,319.22	1
2016 VANCOUVER AIRPORT	Nigeria	\$402,973.39	19
2016 VANCOUVER AIRPORT	Norway	\$26,456.03	1
2016 VANCOUVER AIRPORT	Pakistan	\$3,581,626.32	51
2016 VANCOUVER AIRPORT	Panama	\$12,541.29	1
2016 VANCOUVER AIRPORT	Peru	\$29,046.14	1
2016 VANCOUVER AIRPORT	Philippines	\$20,692,702.26	442
2016 VANCOUVER AIRPORT	Poland	\$79,064.33	5
2016 VANCOUVER AIRPORT	Portugal	\$114,059.81	4
2016 VANCOUVER AIRPORT	Qatar	\$94,034.07	3
2016 VANCOUVER AIRPORT	Romania	\$97,801.55	5
2016 VANCOUVER AIRPORT	Russian Federation (the)	\$918,703.88	35
2016 VANCOUVER AIRPORT	Saudi Arabia	\$541,974.19	26
2016 VANCOUVER AIRPORT	Serbia	\$76,472.90	4
2016 VANCOUVER AIRPORT	Singapore	\$2,335,232.69	70
2016 VANCOUVER AIRPORT	Slovakia (Slovak Republic)	\$21,600.00	2
2016 VANCOUVER AIRPORT	Slovenia	\$12,536.89	1
2016 VANCOUVER AIRPORT	South Africa	\$122,280.84	8
2016 VANCOUVER AIRPORT	Spain	\$79,978.37	5
2016 VANCOUVER AIRPORT	Sri Lanka	\$271,974.92	16
2016 VANCOUVER AIRPORT	Sweden	\$18,154.57	1
2016 VANCOUVER AIRPORT	Switzerland	\$22,540.75	2
2016 VANCOUVER AIRPORT	Syrian Arab Republic	\$87,367.28	5
2016 VANCOUVER AIRPORT	Taiwan	\$2,303,528.26	134
2016 VANCOUVER AIRPORT	Tanzania (United Republic of)	\$40,307.96	1
2016 VANCOUVER AIRPORT	Thailand	\$799,123.03	39
2016 VANCOUVER AIRPORT	Togo	\$12,870.93	1
2016 VANCOUVER AIRPORT	Tunisia	\$29,697.18	1
2016 VANCOUVER AIRPORT	Turkey	\$321,515.20	13
2016 VANCOUVER AIRPORT	Uganda	\$14,399.78	1
2016 VANCOUVER AIRPORT	Ukraine	\$1,111,746.42	37
2016 VANCOUVER AIRPORT	United Arab Emirates (the)	\$190,495.95	4
2016 VANCOUVER AIRPORT	United Kingdom (the)	\$1,896,487.69	51
2016 VANCOUVER AIRPORT	United States	\$16,848,788.74	203
2016 VANCOUVER AIRPORT	Unknown	\$734,942,198.08	6,851
2016 VANCOUVER AIRPORT	Uzbekistan	\$10,000.00	1
2016 VANCOUVER AIRPORT	Venezuela (Bolivarian Republic of)	\$17,290.82	2
2016 VANCOUVER AIRPORT	Viet Nam	\$2,022,568.61	80
2016 VANCOUVER AIRPORT	Yemen	\$32,208.20	2
2016 VANCOUVER AIRPORT	Zimbabwe	\$22,127.29	1
2016 VICTORIA	Canada	\$350,167.00	6
2016 VICTORIA	Philippines	\$45,377.01	2
2016 VICTORIA	Taiwan	\$13,659.41	1
2016 VICTORIA	Turkey	\$13,234.06	1
2016 VICTORIA	United States	\$131,378.59	8
2016 VICTORIA	Unknown	\$1,145,871.82	16
2016 WANETA	Unknown	\$21,474.14	1
2016 Total		\$1,405,430,417.78	23,704
2017 ALDERGROVE	Canada	\$308,101.84	17
2017 ALDERGROVE	China	\$112,028.55	6
2017 ALDERGROVE	Indonesia	\$62,634.61	2
2017 ALDERGROVE	Israel	\$10,033.56	1
2017 ALDERGROVE	United Arab Emirates (the)	\$18,913.56	1
2017 ALDERGROVE	United Kingdom (the)	\$14,087.61	1
2017 ALDERGROVE	United States	\$548,874.38	25
2017 ALDERGROVE	Unknown	\$1,647,848.81	84

AR

2017 BOUNDARY BAY	Canada	\$37,930.90	1
2017 BOUNDARY BAY	China	\$29,268.44	2
2017 BOUNDARY BAY	Unknown	\$26,389,701.59	90
2017 CASCADE	Unknown	\$25,236.30	1
2017 CHOPAKA	Canada	\$12,514.22	1
2017 CRANBROOK	Hong Kong	\$10,159.74	1
2017 CRANBROOK	Unknown	\$62,000.00	2
2017 DOUGLAS	Azerbaijan	\$10,528.07	1
2017 DOUGLAS	Brazil	\$32,997.25	3
2017 DOUGLAS	Canada	\$1,656,718.27	42
2017 DOUGLAS	China	\$1,941,928.90	39
2017 DOUGLAS	Germany	\$15,720.31	1
2017 DOUGLAS	Hong Kong	\$67,280.30	2
2017 DOUGLAS	India	\$46,248.17	1
2017 DOUGLAS	Indonesia	\$83,497.84	3
2017 DOUGLAS	Korea (Dem. People's Rep. of)	\$11,000.00	1
2017 DOUGLAS	Malaysia	\$22,334.77	1
2017 DOUGLAS	Mexico	\$17,639.64	1
2017 DOUGLAS	New Zealand	\$11,984.64	1
2017 DOUGLAS	Poland	\$25,733.78	1
2017 DOUGLAS	Taiwan	\$52,744.11	2
2017 DOUGLAS	Turkey	\$78,565.68	1
2017 DOUGLAS	Ukraine	\$14,811.07	1
2017 DOUGLAS	United States	\$1,045,320.11	45
2017 DOUGLAS	Unknown	\$6,575,848.63	251
2017 HUNTINGDON	Canada	\$405,924.15	23
2017 HUNTINGDON	China	\$121,897.68	3
2017 HUNTINGDON	Korea (Dem. People's Rep. of)	\$10,773.50	1
2017 HUNTINGDON	Philippines	\$38,422.26	2
2017 HUNTINGDON	South Africa	\$15,864.29	1
2017 HUNTINGDON	United States	\$840,600.69	37
2017 HUNTINGDON	Unknown	\$1,801,337.10	94
2017 KAMLOOPS	Unknown	\$10,551.51	1
2017 KELOWNA	Brazil	\$11,850.00	1
2017 KELOWNA	Canada	\$216,624.28	8
2017 KELOWNA	Hungary	\$14,733.25	1
2017 KELOWNA	Lebanon	\$26,484.13	1
2017 KELOWNA	South Africa	\$34,488.69	1
2017 KELOWNA	United States	\$409,222.18	2
2017 KELOWNA	Unknown	\$242,845.84	12
2017 KINGSGATE	Belize	\$10,848.24	1
2017 KINGSGATE	Canada	\$19,276.74	1
2017 KINGSGATE	United States	\$296,828.86	16
2017 KINGSGATE	Unknown	\$230,399.17	12
2017 NANAIMO	United Kingdom (the)	\$27,987.02	1
2017 NANAIMO	Unknown	\$49,727.78	2
2017 NELWAY	Canada	\$18,593.12	1
2017 NELWAY	United States	\$118,631.68	2
2017 NELWAY	Unknown	\$73,577.48	6
2017 OSOYOOS	Canada	\$1,221,435.74	12
2017 OSOYOOS	United States	\$248,629.75	6
2017 OSOYOOS	Unknown	\$1,123,230.43	30
2017 PACIFIC HIGHWAY	Australia	\$12,869.18	1
2017 PACIFIC HIGHWAY	Brazil	\$12,312.99	1
2017 PACIFIC HIGHWAY	Brunei Darussalam	\$16,042.96	1
2017 PACIFIC HIGHWAY	Canada	\$1,648,872.74	62
2017 PACIFIC HIGHWAY	China	\$574,273.97	37
2017 PACIFIC HIGHWAY	Ecuador	\$32,673.02	1
2017 PACIFIC HIGHWAY	El Salvador	\$43,936.78	1
2017 PACIFIC HIGHWAY	Ethiopia	\$21,748.22	1
2017 PACIFIC HIGHWAY	Germany	\$53,085.26	1
2017 PACIFIC HIGHWAY	India	\$10,415.51	1
2017 PACIFIC HIGHWAY	Indonesia	\$59,656.44	3
2017 PACIFIC HIGHWAY	Israel	\$10,937.64	1
2017 PACIFIC HIGHWAY	Japan	\$12,765.01	1
2017 PACIFIC HIGHWAY	Korea (Dem. People's Rep. of)	\$61,926.12	4
2017 PACIFIC HIGHWAY	New Zealand	\$25,239.61	1
2017 PACIFIC HIGHWAY	Russian Federation (the)	\$20,125.33	1
2017 PACIFIC HIGHWAY	Singapore	\$59,667.45	1
2017 PACIFIC HIGHWAY	Syrian Arab Republic	\$11,108.97	1
2017 PACIFIC HIGHWAY	Taiwan	\$38,764.79	2
2017 PACIFIC HIGHWAY	Ukraine	\$70,895.27	1
2017 PACIFIC HIGHWAY	United Arab Emirates (the)	\$10,773.37	1
2017 PACIFIC HIGHWAY	United States	\$883,279.57	47
2017 PACIFIC HIGHWAY	Unknown	\$29,998,130.44	334
2017 PACIFIC-BROKERS HWY SUFFERANCE WAREHOUSE	Unknown	\$58,766.67	3
2017 PATERSON	Canada	\$332,382.77	3
2017 PATERSON	Unknown	\$75,189.61	5
2017 POWELL RIVER	Unknown	\$46,480.25	2
2017 PRINCE GEORGE	Canada	\$74,476.66	3
2017 PRINCE GEORGE	China	\$28,583.61	1

2017 PRINCE GEORGE	Philippines	\$10,657.34	1
2017 PRINCE GEORGE	United States	\$50,000.00	1
2017 PRINCE GEORGE	Unknown	\$1,242,465.70	56
2017 PRINCE RUPERT	Australia	\$16,967.81	1
2017 PRINCE RUPERT	Germany	\$191,798.54	1
2017 PRINCE RUPERT	Greece	\$14,701.62	1
2017 PRINCE RUPERT	Peru	\$37,060.76	2
2017 PRINCE RUPERT	Philippines	\$51,627.34	1
2017 PRINCE RUPERT	Romania	\$31,553.93	2
2017 PRINCE RUPERT	Saudi Arabia	\$9,438.43	1
2017 PRINCE RUPERT	South Africa	\$9,350.32	2
2017 PRINCE RUPERT	United States	\$165,053.02	4
2017 PRINCE RUPERT	Unknown	\$99,581.61	8
2017 ROOSVILLE	Canada	\$3,711,510.76	2
2017 ROOSVILLE	United States	\$215,741.32	13
2017 ROOSVILLE	Unknown	\$450,674.17	24
2017 RYKERTS	China	\$1,000.00	1
2017 RYKERTS	Russian Federation (the)	\$17,280.86	1
2017 RYKERTS	United States	\$126,301.92	7
2017 RYKERTS	Unknown	\$159,797.82	8
2017 SIDNEY - VICTORIA	Canada	\$533,171.23	2
2017 SIDNEY - VICTORIA	United States	\$87,245.34	5
2017 SIDNEY - VICTORIA	Unknown	\$439,249.30	18
2017 SIDNEY - VICTORIA	Viet Nam	\$34,906.00	1
2017 VANCOUVER - COMMERCIAL OPS EAST	Canada	\$16,000.00	1
2017 VANCOUVER - COMMERCIAL OPS EAST	China	\$22,630.83	2
2017 VANCOUVER - COMMERCIAL OPS EAST	United Kingdom (the)	\$1,718,107.49	1
2017 VANCOUVER - COMMERCIAL OPS EAST	United States	\$18,625.54	1
2017 VANCOUVER - COMMERCIAL OPS EAST	Unknown	\$58,219.09	4
2017 VANCOUVER - COMMERCIAL OPS WEST	Belarus	\$17,981.78	1
2017 VANCOUVER - COMMERCIAL OPS WEST	Indonesia	\$11,685.46	1
2017 VANCOUVER - COMMERCIAL OPS WEST	Philippines	\$14,566.61	1
2017 VANCOUVER - COMMERCIAL OPS WEST	Unknown	\$2,571,317.29	7
2017 VANCOUVER - MARINE OPS	Bangladesh	\$19,945.58	1
2017 VANCOUVER - MARINE OPS	Canada	\$398,627.89	1
2017 VANCOUVER - MARINE OPS	China	\$13,063.41	1
2017 VANCOUVER - MARINE OPS	Germany	\$25,519.30	1
2017 VANCOUVER - MARINE OPS	India	\$46,376.94	2
2017 VANCOUVER - MARINE OPS	Philippines	\$3,431,091.58	9
2017 VANCOUVER - MARINE OPS	Poland	\$38,437.81	2
2017 VANCOUVER - MARINE OPS	Sri Lanka	\$78,093.49	2
2017 VANCOUVER - MARINE OPS	Ukraine	\$227,594.81	1
2017 VANCOUVER - MARINE OPS	United Kingdom (the)	\$236,764.44	1
2017 VANCOUVER - MARINE OPS	United States	\$588,478.44	2
2017 VANCOUVER - MARINE OPS	Unknown	\$42,056,535.72	204
2017 VANCOUVER AIRPORT	Afghanistan	\$9,700.00	1
2017 VANCOUVER AIRPORT	Antigua and Barbuda	\$24,000.00	1
2017 VANCOUVER AIRPORT	Argentina	\$61,172.73	3
2017 VANCOUVER AIRPORT	Australia	\$2,075,862.11	39
2017 VANCOUVER AIRPORT	Austria	\$14,616.74	1
2017 VANCOUVER AIRPORT	Bahrain	\$20,701.77	2
2017 VANCOUVER AIRPORT	Bangladesh	\$687,270.60	22
2017 VANCOUVER AIRPORT	Belarus	\$180,376.93	3
2017 VANCOUVER AIRPORT	Belgium	\$57,555.00	3
2017 VANCOUVER AIRPORT	Brazil	\$424,565.39	22
2017 VANCOUVER AIRPORT	Brunei Darussalam	\$30,000.00	2
2017 VANCOUVER AIRPORT	Bulgaria	\$24,594.39	2
2017 VANCOUVER AIRPORT	Burkina Faso	\$16,133.95	1
2017 VANCOUVER AIRPORT	Cambodia	\$32,363.71	1
2017 VANCOUVER AIRPORT	Canada	\$45,999,666.42	1,749
2017 VANCOUVER AIRPORT	Chad	\$794,782,961.89	15
2017 VANCOUVER AIRPORT	Chile	\$978,506.79	50
2017 VANCOUVER AIRPORT	China	\$106,744,252.99	4,905
2017 VANCOUVER AIRPORT	Colombia	\$99,100.45	3
2017 VANCOUVER AIRPORT	Congo (the)	\$12,000.00	1
2017 VANCOUVER AIRPORT	Cuba	\$67,615.00	1
2017 VANCOUVER AIRPORT	Cyprus	\$73,653.44	3
2017 VANCOUVER AIRPORT	Czech Republic	\$65,842.28	3
2017 VANCOUVER AIRPORT	Dominica	\$9,192.98	1
2017 VANCOUVER AIRPORT	Ecuador	\$13,817.79	1
2017 VANCOUVER AIRPORT	Egypt	\$231,940.74	16
2017 VANCOUVER AIRPORT	Fiji	\$33,469.75	1
2017 VANCOUVER AIRPORT	France	\$72,058.86	4
2017 VANCOUVER AIRPORT	Germany	\$283,079.86	10
2017 VANCOUVER AIRPORT	Ghana	\$70,292.82	4
2017 VANCOUVER AIRPORT	Greece	\$20,011.31	1
2017 VANCOUVER AIRPORT	Guyana	\$14,500.00	1
2017 VANCOUVER AIRPORT	Honduras	\$210,056.07	2
2017 VANCOUVER AIRPORT	Hong Kong	\$8,412,076.09	247
2017 VANCOUVER AIRPORT	Hungary	\$58,716.85	4
2017 VANCOUVER AIRPORT	India	\$2,689,748.69	135

2017 VANCOUVER AIRPORT	Indonesia	\$2,896,753.59	111
2017 VANCOUVER AIRPORT	Iran (Islamic Republic of)	\$14,007,071.10	483
2017 VANCOUVER AIRPORT	Iraq	\$84,790.96	4
2017 VANCOUVER AIRPORT	Ireland	\$121,125.68	6
2017 VANCOUVER AIRPORT	Israel	\$400,093.37	11
2017 VANCOUVER AIRPORT	Italy	\$220,546.61	12
2017 VANCOUVER AIRPORT	Jamaica	\$33,460.06	2
2017 VANCOUVER AIRPORT	Japan	\$10,734,368.52	43
2017 VANCOUVER AIRPORT	Jordan	\$128,653.79	7
2017 VANCOUVER AIRPORT	Kazakhstan	\$106,076.13	4
2017 VANCOUVER AIRPORT	Kenya	\$23,836.34	2
2017 VANCOUVER AIRPORT	Korea (Dem. People's Rep. of)	\$1,738,582.57	83
2017 VANCOUVER AIRPORT	Korea (the Republic of)	\$1,413,602.21	62
2017 VANCOUVER AIRPORT	Kuwait	\$61,905.00	1
2017 VANCOUVER AIRPORT	Lao People's Dem. Republic	\$18,500.00	1
2017 VANCOUVER AIRPORT	Lebanon	\$72,231.09	4
2017 VANCOUVER AIRPORT	Libyan Arab Jamahiriya	\$56,837.08	2
2017 VANCOUVER AIRPORT	Macao	\$10,000.00	1
2017 VANCOUVER AIRPORT	Malaysia	\$889,299.59	19
2017 VANCOUVER AIRPORT	Mauritius	\$10,000.00	1
2017 VANCOUVER AIRPORT	Mexico	\$423,382.40	17
2017 VANCOUVER AIRPORT	Moldova (the Republic of)	\$35,242.84	2
2017 VANCOUVER AIRPORT	Mongolia	\$119,228.64	6
2017 VANCOUVER AIRPORT	Myanmar	\$12,762.77	1
2017 VANCOUVER AIRPORT	Netherlands	\$113,555.54	5
2017 VANCOUVER AIRPORT	New Zealand	\$78,378.14	4
2017 VANCOUVER AIRPORT	Nigeria	\$67,415.26	5
2017 VANCOUVER AIRPORT	Norway	\$24,254.07	1
2017 VANCOUVER AIRPORT	Oman	\$12,000.00	1
2017 VANCOUVER AIRPORT	Pakistan	\$855,881.09	33
2017 VANCOUVER AIRPORT	Panama	\$12,526.58	1
2017 VANCOUVER AIRPORT	Peru	\$13,129.45	1
2017 VANCOUVER AIRPORT	Philippines	\$5,696,956.72	230
2017 VANCOUVER AIRPORT	Poland	\$112,562.86	5
2017 VANCOUVER AIRPORT	Portugal	\$22,400.00	1
2017 VANCOUVER AIRPORT	Romania	\$101,445.83	5
2017 VANCOUVER AIRPORT	Russian Federation (the)	\$642,671.58	25
2017 VANCOUVER AIRPORT	Rwanda	\$26,548.60	2
2017 VANCOUVER AIRPORT	Saint Kitts and Nevis	\$1,243.54	1
2017 VANCOUVER AIRPORT	Saudi Arabia	\$200,094.78	12
2017 VANCOUVER AIRPORT	Serbia	\$88,036.19	5
2017 VANCOUVER AIRPORT	Singapore	\$645,425.47	29
2017 VANCOUVER AIRPORT	Slovakia (Slovak Republic)	\$14,200.41	1
2017 VANCOUVER AIRPORT	South Africa	\$117,299.11	5
2017 VANCOUVER AIRPORT	Spain	\$43,320.30	3
2017 VANCOUVER AIRPORT	Sri Lanka	\$97,810.25	6
2017 VANCOUVER AIRPORT	Sudan	\$51,944.81	1
2017 VANCOUVER AIRPORT	Switzerland	\$48,880.49	2
2017 VANCOUVER AIRPORT	Syrian Arab Republic	\$94,212.54	4
2017 VANCOUVER AIRPORT	Taiwan	\$1,712,632.90	95
2017 VANCOUVER AIRPORT	Tanzania (United Republic of)	\$122,520.41	4
2017 VANCOUVER AIRPORT	Thailand	\$327,381.91	16
2017 VANCOUVER AIRPORT	Tunisia	\$37,361.48	2
2017 VANCOUVER AIRPORT	Turkey	\$258,591.07	13
2017 VANCOUVER AIRPORT	Ukraine	\$799,200.50	32
2017 VANCOUVER AIRPORT	United Arab Emirates (the)	\$476,274.36	21
2017 VANCOUVER AIRPORT	United Kingdom (the)	\$598,717.27	31
2017 VANCOUVER AIRPORT	United States	\$3,899,910.35	123
2017 VANCOUVER AIRPORT	Unknown	\$302,363,529.71	9,959
2017 VANCOUVER AIRPORT	Viet Nam	\$1,518,951.28	86
2017 VANCOUVER AIRPORT	Yemen	\$20,606.17	1
2017 VANCOUVER CRUISE SHIP OPERATIONS	Argentina	\$80,989.15	3
2017 VANCOUVER CRUISE SHIP OPERATIONS	Australia	\$70,851.33	2
2017 VANCOUVER CRUISE SHIP OPERATIONS	Bangladesh	\$48,860.79	1
2017 VANCOUVER CRUISE SHIP OPERATIONS	Barbados	\$13,809.80	1
2017 VANCOUVER CRUISE SHIP OPERATIONS	Bosnia and Herzegovina	\$11,280.05	1
2017 VANCOUVER CRUISE SHIP OPERATIONS	Bulgaria	\$23,793.42	2
2017 VANCOUVER CRUISE SHIP OPERATIONS	Canada	\$37,659.29	2
2017 VANCOUVER CRUISE SHIP OPERATIONS	Chile	\$38,934.97	2
2017 VANCOUVER CRUISE SHIP OPERATIONS	China	\$50,684.93	3
2017 VANCOUVER CRUISE SHIP OPERATIONS	Croatia (Hrvatska)	\$76,608.58	4
2017 VANCOUVER CRUISE SHIP OPERATIONS	Czech Republic	\$24,551.02	1
2017 VANCOUVER CRUISE SHIP OPERATIONS	Dominican Republic	\$37,102.71	2
2017 VANCOUVER CRUISE SHIP OPERATIONS	Greece	\$61,605.78	4
2017 VANCOUVER CRUISE SHIP OPERATIONS	Honduras	\$11,572.37	1
2017 VANCOUVER CRUISE SHIP OPERATIONS	Hong Kong	\$15,482.16	1
2017 VANCOUVER CRUISE SHIP OPERATIONS	India	\$302,057.25	14
2017 VANCOUVER CRUISE SHIP OPERATIONS	Indonesia	\$351,576.86	22
2017 VANCOUVER CRUISE SHIP OPERATIONS	Italy	\$21,887.11	2
2017 VANCOUVER CRUISE SHIP OPERATIONS	Jamaica	\$86,101.85	5
2017 VANCOUVER CRUISE SHIP OPERATIONS	Korea (Dem. People's Rep. of)	\$21,987.74	1

2017 VANCOUVER CRUISE SHIP OPERATIONS	Mauritania	\$25,422.78	1
2017 VANCOUVER CRUISE SHIP OPERATIONS	Mauritius	\$264,697.51	2
2017 VANCOUVER CRUISE SHIP OPERATIONS	Montenegro	\$12,180.71	1
2017 VANCOUVER CRUISE SHIP OPERATIONS	Nepal	\$10,610.50	1
2017 VANCOUVER CRUISE SHIP OPERATIONS	New Zealand	\$11,738.02	1
2017 VANCOUVER CRUISE SHIP OPERATIONS	Peru	\$37,869.91	3
2017 VANCOUVER CRUISE SHIP OPERATIONS	Philippines	\$833,598.76	51
2017 VANCOUVER CRUISE SHIP OPERATIONS	Poland	\$9,994.43	1
2017 VANCOUVER CRUISE SHIP OPERATIONS	Portugal	\$62,446.69	2
2017 VANCOUVER CRUISE SHIP OPERATIONS	Romania	\$212,576.18	8
2017 VANCOUVER CRUISE SHIP OPERATIONS	Serbia	\$43,068.31	3
2017 VANCOUVER CRUISE SHIP OPERATIONS	Singapore	\$54,894.98	2
2017 VANCOUVER CRUISE SHIP OPERATIONS	South Africa	\$49,972.14	1
2017 VANCOUVER CRUISE SHIP OPERATIONS	Thailand	\$77,162.49	5
2017 VANCOUVER CRUISE SHIP OPERATIONS	Trinidad and Tobago	\$30,784.27	1
2017 VANCOUVER CRUISE SHIP OPERATIONS	Ukraine	\$86,477.24	7
2017 VANCOUVER CRUISE SHIP OPERATIONS	United Kingdom (the)	\$49,933.47	2
2017 VANCOUVER CRUISE SHIP OPERATIONS	United States	\$150,569.37	6
2017 VANCOUVER CRUISE SHIP OPERATIONS	Unknown	\$6,875,202.22	87
2017 VICTORIA	Brazil	\$22,564.38	1
2017 VICTORIA	Canada	\$201,984.90	5
2017 VICTORIA	India	\$34,289.71	2
2017 VICTORIA	Indonesia	\$28,330.83	1
2017 VICTORIA	Japan	\$20,267.25	1
2017 VICTORIA	Mexico	\$14,279.49	1
2017 VICTORIA	New Zealand	\$10,697.17	1
2017 VICTORIA	Philippines	\$40,654.32	2
2017 VICTORIA	Ukraine	\$4,876,164.32	3
2017 VICTORIA	United States	\$124,079.20	5
2017 VICTORIA	Unknown	\$3,115,352.69	46
2017 WANETA	Unknown	\$11,123.85	1
2017 Total		\$1,480,587,281.06	21,085
2018 ALDERGROVE	Canada	\$283,155.58	12
2018 ALDERGROVE	China	\$20,363.36	1
2018 ALDERGROVE	Mexico	\$154,512.96	1
2018 ALDERGROVE	Singapore	\$58,964.19	1
2018 ALDERGROVE	United States	\$425,311.82	20
2018 ALDERGROVE	Unknown	\$1,838,944.60	91
2018 BOUNDARY BAY	United States	\$1,378,871.14	5
2018 BOUNDARY BAY	Unknown	\$31,328,833.04	78
2018 CARSON	Unknown	\$12,962.06	1
2018 CASCADE	Canada	\$46,668.85	3
2018 CASCADE	Unknown	\$177,029.34	7
2018 DAWSON CREEK	Unknown	\$16,640.00	1
2018 DOUGLAS	Australia	\$10,604.62	1
2018 DOUGLAS	Brazil	\$36,938.30	2
2018 DOUGLAS	Canada	\$1,761,805.51	54
2018 DOUGLAS	Chile	\$10,025.00	1
2018 DOUGLAS	China	\$491,252.87	31
2018 DOUGLAS	Hong Kong	\$39,630.41	2
2018 DOUGLAS	India	\$14,212.67	1
2018 DOUGLAS	Indonesia	\$23,379.73	2
2018 DOUGLAS	Japan	\$2,728.79	1
2018 DOUGLAS	Korea (the Republic of)	\$10,729.85	1
2018 DOUGLAS	Mexico	\$12,521.80	1
2018 DOUGLAS	Pakistan	\$11,149.46	1
2018 DOUGLAS	Singapore	\$44,634.84	2
2018 DOUGLAS	United States	\$1,527,394.72	39
2018 DOUGLAS	Unknown	\$23,033,022.54	179
2018 HUNTINGDON	Canada	\$507,703.77	13
2018 HUNTINGDON	United States	\$356,781.35	18
2018 HUNTINGDON	Unknown	\$5,550,738.23	79
2018 KELOWNA	Canada	\$189,532.23	5
2018 KELOWNA	United States	\$23,705.88	1
2018 KELOWNA	Unknown	\$660,762.21	13
2018 KINGSGATE	United States	\$40,920.49	1
2018 KINGSGATE	Unknown	\$549,280.77	20
2018 NELWAY	Canada	\$30,835.00	2
2018 NELWAY	Unknown	\$25,648.20	1
2018 OSOYOOS	Canada	\$36,907.57	2
2018 OSOYOOS	United States	\$114,378.59	5
2018 OSOYOOS	Unknown	\$563,436.81	17
2018 PACIFIC HIGHWAY	Bangladesh	\$26,000.00	1
2018 PACIFIC HIGHWAY	Canada	\$1,341,550.50	47
2018 PACIFIC HIGHWAY	Chile	\$14,825.37	1
2018 PACIFIC HIGHWAY	China	\$354,420.15	17
2018 PACIFIC HIGHWAY	Hong Kong	\$23,276.06	2
2018 PACIFIC HIGHWAY	Indonesia	\$223,064.13	9
2018 PACIFIC HIGHWAY	Iraq	\$17,916.82	1
2018 PACIFIC HIGHWAY	Ireland	\$13,167.29	1
2018 PACIFIC HIGHWAY	Japan	\$33,936.33	1

2018 PACIFIC HIGHWAY	Korea (the Republic of)	\$10,798.49	1
2018 PACIFIC HIGHWAY	Mexico	\$11,120.79	1
2018 PACIFIC HIGHWAY	Russian Federation (the)	\$13,022.57	1
2018 PACIFIC HIGHWAY	Singapore	\$12,897.15	1
2018 PACIFIC HIGHWAY	Taiwan	\$8,900.00	1
2018 PACIFIC HIGHWAY	United Kingdom (the)	\$60,775.03	1
2018 PACIFIC HIGHWAY	United States	\$2,071,903.31	30
2018 PACIFIC HIGHWAY	Unknown	\$41,185,915.84	335
2018 PACIFIC HIGHWAY	Viet Nam	\$13,909.03	1
2018 PACIFIC-BROKERS HWY SUFFERANCE WAREHOUSE	Unknown	\$15,000.00	1
2018 PATERSON	Canada	\$52,947.63	3
2018 PATERSON	Unknown	\$28,223.97	2
2018 POWELL RIVER	Unknown	\$20,000.00	1
2018 PRINCE GEORGE	Canada	\$97,193.45	2
2018 PRINCE GEORGE	China	\$155,987.02	8
2018 PRINCE GEORGE	Unknown	\$1,834,355.65	98
2018 PRINCE RUPERT	Unknown	\$61,273.03	3
2018 ROOSVILLE	United States	\$37,717.92	3
2018 ROOSVILLE	Unknown	\$232,813.27	11
2018 ROOSVILLE	Viet Nam	\$12,403.00	1
2018 RYKERTS	United States	\$56,417.11	3
2018 RYKERTS	Unknown	\$41,615.66	4
2018 SIDNEY - VICTORIA	Unknown	\$1,103,078.26	40
2018 VANCOUVER - COMMERCIAL OPS EAST	China	\$12,300.45	1
2018 VANCOUVER - COMMERCIAL OPS EAST	Unknown	\$96,496.15	4
2018 VANCOUVER - COMMERCIAL OPS WEST	United States	\$10,000.00	1
2018 VANCOUVER - COMMERCIAL OPS WEST	Unknown	\$116,225.06	4
2018 VANCOUVER - MARINE OPS	Canada	\$200,717.70	2
2018 VANCOUVER - MARINE OPS	Germany	\$114,539.29	4
2018 VANCOUVER - MARINE OPS	India	\$232,355.96	6
2018 VANCOUVER - MARINE OPS	Philippines	\$61,363.39	3
2018 VANCOUVER - MARINE OPS	Poland	\$48,050.00	1
2018 VANCOUVER - MARINE OPS	Romania	\$37,410.82	1
2018 VANCOUVER - MARINE OPS	United States	\$43,377.07	3
2018 VANCOUVER - MARINE OPS	Unknown	\$8,168,020.32	101
2018 VANCOUVER AIRPORT	Afghanistan	\$13,500.00	1
2018 VANCOUVER AIRPORT	Algeria	\$17,500.00	1
2018 VANCOUVER AIRPORT	Argentina	\$119,000.34	4
2018 VANCOUVER AIRPORT	Australia	\$489,388.74	24
2018 VANCOUVER AIRPORT	Austria	\$68,918.00	2
2018 VANCOUVER AIRPORT	Azerbaijan	\$47,471.33	2
2018 VANCOUVER AIRPORT	Bahamas	\$48,835.32	1
2018 VANCOUVER AIRPORT	Bahrain	\$10,649.98	1
2018 VANCOUVER AIRPORT	Bangladesh	\$616,579.12	23
2018 VANCOUVER AIRPORT	Belgium	\$27,994.73	1
2018 VANCOUVER AIRPORT	Belize	\$102,708.27	3
2018 VANCOUVER AIRPORT	Bhutan	\$50,028.08	1
2018 VANCOUVER AIRPORT	Brazil	\$312,802.12	16
2018 VANCOUVER AIRPORT	Bulgaria	\$17,429.40	1
2018 VANCOUVER AIRPORT	Cambodia	\$34,113.05	2
2018 VANCOUVER AIRPORT	Canada	\$135,250,695.45	1,492
2018 VANCOUVER AIRPORT	Chad	\$182,780.59	11
2018 VANCOUVER AIRPORT	Chile	\$524,297.76	21
2018 VANCOUVER AIRPORT	China	\$82,241,606.02	3,382
2018 VANCOUVER AIRPORT	Colombia	\$125,376.71	6
2018 VANCOUVER AIRPORT	Croatia (Hrvatska)	\$12,163.08	1
2018 VANCOUVER AIRPORT	Curaçao	\$12,237.47	1
2018 VANCOUVER AIRPORT	Cyprus	\$31,035.23	1
2018 VANCOUVER AIRPORT	Czech Republic	\$40,974.54	2
2018 VANCOUVER AIRPORT	Egypt	\$330,711.88	21
2018 VANCOUVER AIRPORT	El Salvador	\$61,852.95	3
2018 VANCOUVER AIRPORT	Eritrea	\$13,575.02	1
2018 VANCOUVER AIRPORT	Fiji	\$27,730.40	2
2018 VANCOUVER AIRPORT	France	\$59,643.07	5
2018 VANCOUVER AIRPORT	Germany	\$258,690.34	16
2018 VANCOUVER AIRPORT	Greece	\$29,354.48	2
2018 VANCOUVER AIRPORT	Honduras	\$14,451.20	1
2018 VANCOUVER AIRPORT	Hong Kong	\$4,086,858.24	196
2018 VANCOUVER AIRPORT	Hungary	\$60,886.65	4
2018 VANCOUVER AIRPORT	India	\$295,682,871.72	154
2018 VANCOUVER AIRPORT	Indonesia	\$1,841,861.12	65
2018 VANCOUVER AIRPORT	Iran (Islamic Republic of)	\$14,820,254.50	395
2018 VANCOUVER AIRPORT	Iraq	\$77,399.33	3
2018 VANCOUVER AIRPORT	Ireland	\$153,489.72	9
2018 VANCOUVER AIRPORT	Israel	\$52,950.29	3
2018 VANCOUVER AIRPORT	Italy	\$80,255.96	5
2018 VANCOUVER AIRPORT	Jamaica	\$11,911.31	1
2018 VANCOUVER AIRPORT	Japan	\$1,584,517.44	39
2018 VANCOUVER AIRPORT	Jordan	\$143,321.06	7
2018 VANCOUVER AIRPORT	Kazakhstan	\$116,395.45	3
2018 VANCOUVER AIRPORT	Kenya	\$25,684.63	2

2018 VANCOUVER AIRPORT	Korea (Dem. People's Rep. of)	\$323,019.80	18
2018 VANCOUVER AIRPORT	Korea (the Republic of)	\$1,883,428.71	82
2018 VANCOUVER AIRPORT	Kuwait	\$44,285.65	2
2018 VANCOUVER AIRPORT	Latvia	\$10,023.39	1
2018 VANCOUVER AIRPORT	Lebanon	\$153,372.52	7
2018 VANCOUVER AIRPORT	Libyan Arab Jamahiriya	\$27,208.47	2
2018 VANCOUVER AIRPORT	Lithuania	\$32,600.00	1
2018 VANCOUVER AIRPORT	Macao	\$474,001.62	10
2018 VANCOUVER AIRPORT	Malawi	\$18,331.85	1
2018 VANCOUVER AIRPORT	Malaysia	\$337,758.78	13
2018 VANCOUVER AIRPORT	Mauritius	\$42,000.00	2
2018 VANCOUVER AIRPORT	Mexico	\$479,798.33	30
2018 VANCOUVER AIRPORT	Moldova (the Republic of)	\$30,821.77	2
2018 VANCOUVER AIRPORT	Mongolia	\$175,616.89	9
2018 VANCOUVER AIRPORT	Montenegro	\$14,425.81	1
2018 VANCOUVER AIRPORT	Morocco	\$131,396.12	4
2018 VANCOUVER AIRPORT	Myanmar	\$75,611.22	4
2018 VANCOUVER AIRPORT	Nepal	\$48,363.63	3
2018 VANCOUVER AIRPORT	Netherlands	\$28,259.53	2
2018 VANCOUVER AIRPORT	New Zealand	\$144,879.03	9
2018 VANCOUVER AIRPORT	Nigeria	\$195,452.90	12
2018 VANCOUVER AIRPORT	Norway	\$21,611.06	1
2018 VANCOUVER AIRPORT	Oman	\$31,080.00	2
2018 VANCOUVER AIRPORT	Pakistan	\$570,443.52	30
2018 VANCOUVER AIRPORT	Palestine (State of)	\$16,700.00	1
2018 VANCOUVER AIRPORT	Peru	\$12,476.78	1
2018 VANCOUVER AIRPORT	Philippines	\$20,931,322.16	158
2018 VANCOUVER AIRPORT	Poland	\$208,616.70	9
2018 VANCOUVER AIRPORT	Portugal	\$11,300.36	1
2018 VANCOUVER AIRPORT	Qatar	\$126,249.88	2
2018 VANCOUVER AIRPORT	Romania	\$87,766.86	6
2018 VANCOUVER AIRPORT	Russian Federation (the)	\$873,601.53	28
2018 VANCOUVER AIRPORT	Saudi Arabia	\$189,780.98	11
2018 VANCOUVER AIRPORT	Senegal	\$35,143.69	2
2018 VANCOUVER AIRPORT	Serbia	\$33,859.39	2
2018 VANCOUVER AIRPORT	Sierra Leone	\$10,744.79	1
2018 VANCOUVER AIRPORT	Singapore	\$684,181.04	39
2018 VANCOUVER AIRPORT	South Africa	\$73,005.82	5
2018 VANCOUVER AIRPORT	Spain	\$27,503.37	2
2018 VANCOUVER AIRPORT	Sri Lanka	\$56,101.95	3
2018 VANCOUVER AIRPORT	Switzerland	\$49,640.92	3
2018 VANCOUVER AIRPORT	Syrian Arab Republic	\$196,910.92	8
2018 VANCOUVER AIRPORT	Taiwan	\$1,062,647.73	52
2018 VANCOUVER AIRPORT	Tanzania (United Republic of)	\$36,866.99	3
2018 VANCOUVER AIRPORT	Thailand	\$378,366.45	14
2018 VANCOUVER AIRPORT	Turkey	\$465,560.64	25
2018 VANCOUVER AIRPORT	Ukraine	\$473,523.11	21
2018 VANCOUVER AIRPORT	United Arab Emirates (the)	\$492,168.07	15
2018 VANCOUVER AIRPORT	United Kingdom (the)	\$691,671.97	23
2018 VANCOUVER AIRPORT	United States	\$2,031,306.34	92
2018 VANCOUVER AIRPORT	Unknown	\$1,189,745,238.43	11,064
2018 VANCOUVER AIRPORT	Venezuela (Bolivarian Republic of)	\$19,000.00	1
2018 VANCOUVER AIRPORT	Viet Nam	\$21,018,966.19	77
2018 VANCOUVER AIRPORT	Yemen	\$23,440.36	1
2018 VANCOUVER CRUISE SHIP OPERATIONS	Philippines	\$19,713.57	1
2018 VERNON	Unknown	\$13,209.00	1
2018 VICTORIA	Australia	\$14,210.00	1
2018 VICTORIA	Canada	\$142,831.70	5
2018 VICTORIA	Iceland	\$19,192.26	1
2018 VICTORIA	Italy	\$121,556.18	1
2018 VICTORIA	Nicaragua	\$25,082.30	1
2018 VICTORIA	United States	\$325,791.93	4
2018 VICTORIA	Unknown	\$498,557.47	13
2018 WANETA	Unknown	\$131,786.00	2
2018 Total		\$1,916,352,336.71	19,364
2019 ALDERGROVE	Canada	\$235,809.21	9
2019 ALDERGROVE	China	\$26,154.16	1
2019 ALDERGROVE	United States	\$183,264.41	7
2019 ALDERGROVE	Unknown	\$860,631.56	34
2019 BOUNDARY BAY	United States	\$18,133.04	1
2019 BOUNDARY BAY	Unknown	\$18,628,011.40	52
2019 BRITISH COLUMBIA	Unknown	\$1,057,396.88	3
2019 CARSON	United States	\$22,806.35	1
2019 CASCADE	Canada	\$102,512.89	1
2019 CASCADE	United States	\$11,610.33	1
2019 CHOPAKA	Unknown	\$13,789.28	1
2019 DOUGLAS	Belarus	\$11,876.52	1
2019 DOUGLAS	Cambodia	\$25,507.47	1
2019 DOUGLAS	Canada	\$785,986.41	28
2019 DOUGLAS	China	\$548,628.00	26
2019 DOUGLAS	Germany	\$19,025.66	1

AR

2019 DOUGLAS	Hong Kong	\$24,940.07	2
2019 DOUGLAS	Indonesia	\$1,398,986.12	3
2019 DOUGLAS	Iran (Islamic Republic of)	\$12,275.62	1
2019 DOUGLAS	Korea (the Republic of)	\$25,798.23	2
2019 DOUGLAS	Kuwait	\$21,144.67	1
2019 DOUGLAS	Mexico	\$19,389.74	1
2019 DOUGLAS	Netherlands	\$15,434.15	1
2019 DOUGLAS	Pakistan	\$70,406.41	2
2019 DOUGLAS	Peru	\$25,954.92	1
2019 DOUGLAS	Philippines	\$14,744.46	1
2019 DOUGLAS	Singapore	\$26,547.31	1
2019 DOUGLAS	Taiwan	\$120,631.92	2
2019 DOUGLAS	Thailand	\$16,559.94	1
2019 DOUGLAS	United Arab Emirates (the)	\$14,556.32	1
2019 DOUGLAS	United States	\$1,704,845.92	54
2019 DOUGLAS	Unknown	\$3,761,968.48	179
2019 HUNTINGDON	Canada	\$63,567.98	5
2019 HUNTINGDON	United States	\$663,814.09	35
2019 HUNTINGDON	Unknown	\$2,118,456.24	80
2019 KAMLOOPS	United States	\$10,770.85	1
2019 KELOWNA	Argentina	\$13,081.58	1
2019 KELOWNA	Canada	\$78,198.85	4
2019 KELOWNA	Ukraine	\$21,930.85	1
2019 KELOWNA	United States	\$94,714.87	2
2019 KELOWNA	Unknown	\$79,961.08	5
2019 KINGSGATE	Canada	\$82,582.71	4
2019 KINGSGATE	United States	\$272,353.73	13
2019 KINGSGATE	Unknown	\$422,725.69	14
2019 NANAIMO	Unknown	\$28,169.48	1
2019 NELWAY	Unknown	\$28,452.00	2
2019 OSOYOOS	Canada	\$32,373.68	2
2019 OSOYOOS	United States	\$32,134.89	2
2019 OSOYOOS	Unknown	\$187,621.04	7
2019 PACIFIC HIGHWAY	Argentina	\$13,146.29	1
2019 PACIFIC HIGHWAY	Australia	\$15,999.64	1
2019 PACIFIC HIGHWAY	Cambodia	\$12,386.42	1
2019 PACIFIC HIGHWAY	Canada	\$1,276,283.57	45
2019 PACIFIC HIGHWAY	China	\$238,363.02	12
2019 PACIFIC HIGHWAY	Egypt	\$16,565.76	1
2019 PACIFIC HIGHWAY	Hong Kong	\$23,162.88	1
2019 PACIFIC HIGHWAY	India	\$13,158.86	1
2019 PACIFIC HIGHWAY	Indonesia	\$15,883.40	1
2019 PACIFIC HIGHWAY	Italy	\$13,116.03	1
2019 PACIFIC HIGHWAY	Korea (the Republic of)	\$29,090.88	2
2019 PACIFIC HIGHWAY	Mexico	\$11,828.09	1
2019 PACIFIC HIGHWAY	Nigeria	\$10,000.00	1
2019 PACIFIC HIGHWAY	Philippines	\$11,861.93	1
2019 PACIFIC HIGHWAY	Poland	\$10,130.00	1
2019 PACIFIC HIGHWAY	Singapore	\$46,123.99	1
2019 PACIFIC HIGHWAY	Taiwan	\$13,169.20	1
2019 PACIFIC HIGHWAY	Ukraine	\$13,544.08	1
2019 PACIFIC HIGHWAY	United Arab Emirates (the)	\$23,869.51	1
2019 PACIFIC HIGHWAY	United States	\$1,006,896.96	44
2019 PACIFIC HIGHWAY	Unknown	\$26,524,727.12	197
2019 PACIFIC HIGHWAY	Viet Nam	\$142,192.92	1
2019 PATERSON	Canada	\$13,431.88	1
2019 PATERSON	Unknown	\$51,875.07	2
2019 PENTICTON	Argentina	\$18,654.58	1
2019 PENTICTON	Serbia	\$21,109.68	1
2019 PENTICTON	United States	\$870,774.38	1
2019 PENTICTON	Unknown	\$26,486.16	2
2019 PRINCE GEORGE	Australia	\$10,000.00	1
2019 PRINCE GEORGE	Canada	\$63,201.34	3
2019 PRINCE GEORGE	Iran (Islamic Republic of)	\$60,038.67	2
2019 PRINCE RUPERT	Philippines	\$24,933.30	1
2019 PRINCE RUPERT	United States	\$58,464.52	3
2019 PRINCE RUPERT	Unknown	\$175,303.12	11
2019 ROOSVILLE	United States	\$36,631.35	3
2019 ROOSVILLE	Unknown	\$113,096.07	5
2019 RYKERTS	Canada	\$39,502.69	3
2019 RYKERTS	China	\$142,250.62	9
2019 RYKERTS	Hong Kong	\$12,205.87	1
2019 RYKERTS	India	\$73,170.00	2
2019 RYKERTS	Iran (Islamic Republic of)	\$13,873.66	1
2019 RYKERTS	Israel	\$20,253.91	1
2019 RYKERTS	Lebanon	\$10,000.00	1
2019 RYKERTS	United States	\$57,010.14	3
2019 RYKERTS	Unknown	\$353,695.43	18
2019 SIDNEY - VICTORIA	Bahamas	\$12,639.29	1
2019 SIDNEY - VICTORIA	Canada	\$399,698.55	14
2019 SIDNEY - VICTORIA	China	\$25,060.12	2

2019 SIDNEY - VICTORIA	Mexico	\$13,559.71	1
2019 SIDNEY - VICTORIA	United Kingdom (the)	\$10,436.58	1
2019 SIDNEY - VICTORIA	United States	\$640,147.01	10
2019 SIDNEY - VICTORIA	Unknown	\$921,845.23	38
2019 VANCOUVER - COMMERCIAL OPS EAST	Unknown	\$10,688.04	1
2019 VANCOUVER - COMMERCIAL OPS WEST	Unknown	\$6,493,506.77	9
2019 VANCOUVER - MARINE OPS	Argentina	\$32,054.04	2
2019 VANCOUVER - MARINE OPS	Australia	\$39,130.65	2
2019 VANCOUVER - MARINE OPS	Belarus	\$12,641.45	1
2019 VANCOUVER - MARINE OPS	Brazil	\$51,272.78	3
2019 VANCOUVER - MARINE OPS	Bulgaria	\$11,238.12	1
2019 VANCOUVER - MARINE OPS	Canada	\$53,446.83	3
2019 VANCOUVER - MARINE OPS	Chile	\$13,229.70	1
2019 VANCOUVER - MARINE OPS	China	\$140,956.10	7
2019 VANCOUVER - MARINE OPS	Colombia	\$11,351.08	1
2019 VANCOUVER - MARINE OPS	Dominican Republic	\$12,404.96	1
2019 VANCOUVER - MARINE OPS	France	\$14,625.83	1
2019 VANCOUVER - MARINE OPS	Germany	\$106,667.18	3
2019 VANCOUVER - MARINE OPS	Greece	\$92,904.61	6
2019 VANCOUVER - MARINE OPS	Hong Kong	\$45,218.78	2
2019 VANCOUVER - MARINE OPS	Hungary	\$59,197.92	3
2019 VANCOUVER - MARINE OPS	India	\$234,506.56	13
2019 VANCOUVER - MARINE OPS	Indonesia	\$1,441,999.51	23
2019 VANCOUVER - MARINE OPS	Ireland	\$16,037.00	1
2019 VANCOUVER - MARINE OPS	Italy	\$10,525.93	1
2019 VANCOUVER - MARINE OPS	Jamaica	\$39,691.16	3
2019 VANCOUVER - MARINE OPS	Japan	\$17,945.34	1
2019 VANCOUVER - MARINE OPS	Kazakhstan	\$23,421.21	1
2019 VANCOUVER - MARINE OPS	Malaysia	\$33,114.75	2
2019 VANCOUVER - MARINE OPS	Mauritius	\$75,724.89	4
2019 VANCOUVER - MARINE OPS	Nepal	\$14,146.81	1
2019 VANCOUVER - MARINE OPS	Pakistan	\$26,330.45	1
2019 VANCOUVER - MARINE OPS	Peru	\$151,790.98	6
2019 VANCOUVER - MARINE OPS	Philippines	\$1,016,065.84	59
2019 VANCOUVER - MARINE OPS	Poland	\$201,422.55	5
2019 VANCOUVER - MARINE OPS	Portugal	\$56,762.88	2
2019 VANCOUVER - MARINE OPS	Romania	\$47,717.43	3
2019 VANCOUVER - MARINE OPS	Russian Federation (the)	\$34,750.28	2
2019 VANCOUVER - MARINE OPS	Serbia	\$11,874.20	1
2019 VANCOUVER - MARINE OPS	South Africa	\$1,106,239.88	3
2019 VANCOUVER - MARINE OPS	Sri Lanka	\$18,283.49	1
2019 VANCOUVER - MARINE OPS	Thailand	\$60,753.57	4
2019 VANCOUVER - MARINE OPS	Trinidad and Tobago	\$45,111.95	3
2019 VANCOUVER - MARINE OPS	Ukraine	\$121,568.45	8
2019 VANCOUVER - MARINE OPS	United Arab Emirates (the)	\$21,686.12	1
2019 VANCOUVER - MARINE OPS	United Kingdom (the)	\$24,671.90	1
2019 VANCOUVER - MARINE OPS	United States	\$253,645.14	12
2019 VANCOUVER - MARINE OPS	Unknown	\$37,125,042.49	290
2019 VANCOUVER AIRPORT	Afghanistan	\$75,819.55	2
2019 VANCOUVER AIRPORT	Albania	\$29,636.32	2
2019 VANCOUVER AIRPORT	Argentina	\$133,283.85	8
2019 VANCOUVER AIRPORT	Australia	\$9,879,846.00	38
2019 VANCOUVER AIRPORT	Austria	\$127,827.77	2
2019 VANCOUVER AIRPORT	Azerbaijan	\$10,533.83	1
2019 VANCOUVER AIRPORT	Bahamas	\$21,906.73	2
2019 VANCOUVER AIRPORT	Bahrain	\$30,263.37	2
2019 VANCOUVER AIRPORT	Bangladesh	\$630,861.25	34
2019 VANCOUVER AIRPORT	Barbados	\$14,248.68	1
2019 VANCOUVER AIRPORT	Belarus	\$58,355.79	3
2019 VANCOUVER AIRPORT	Belgium	\$50,846.65	4
2019 VANCOUVER AIRPORT	Belize	\$77,745.78	4
2019 VANCOUVER AIRPORT	Brazil	\$304,990.01	19
2019 VANCOUVER AIRPORT	Brunei Darussalam	\$95,755.13	4
2019 VANCOUVER AIRPORT	Bulgaria	\$27,835.27	2
2019 VANCOUVER AIRPORT	Burkina Faso	\$22,769.89	1
2019 VANCOUVER AIRPORT	Cambodia	\$32,264.69	3
2019 VANCOUVER AIRPORT	Canada	\$55,632,018.28	1,047
2019 VANCOUVER AIRPORT	Chad	\$134,638.25	5
2019 VANCOUVER AIRPORT	Chile	\$328,838.40	15
2019 VANCOUVER AIRPORT	China	\$149,288,877.03	2,561
2019 VANCOUVER AIRPORT	Colombia	\$83,890.88	5
2019 VANCOUVER AIRPORT	Croatia (Hrvatska)	\$43,251.27	1
2019 VANCOUVER AIRPORT	Cuba	\$9,275.34	1
2019 VANCOUVER AIRPORT	Czech Republic	\$72,074.29	2
2019 VANCOUVER AIRPORT	Ecuador	\$22,828.16	2
2019 VANCOUVER AIRPORT	Egypt	\$513,291.39	28
2019 VANCOUVER AIRPORT	Fiji	\$20,000.00	1
2019 VANCOUVER AIRPORT	France	\$29,056.94	2
2019 VANCOUVER AIRPORT	Germany	\$251,171.35	13
2019 VANCOUVER AIRPORT	Ghana	\$39,852.95	3
2019 VANCOUVER AIRPORT	Greece	\$72,092.78	4

2019 VANCOUVER AIRPORT	Guadeloupe	\$31,000.00	2
2019 VANCOUVER AIRPORT	Guatemala	\$16,000.75	1
2019 VANCOUVER AIRPORT	Heard and McDonald Islands	\$30,000.00	1
2019 VANCOUVER AIRPORT	Honduras	\$61,543.29	5
2019 VANCOUVER AIRPORT	Hong Kong	\$6,784,706.54	281
2019 VANCOUVER AIRPORT	Hungary	\$64,731.61	3
2019 VANCOUVER AIRPORT	Iceland	\$13,317.43	1
2019 VANCOUVER AIRPORT	India	\$74,553,785.62	156
2019 VANCOUVER AIRPORT	Indonesia	\$2,407,170.37	80
2019 VANCOUVER AIRPORT	Iran (Islamic Republic of)	\$14,857,593.60	550
2019 VANCOUVER AIRPORT	Iraq	\$205,999.17	7
2019 VANCOUVER AIRPORT	Ireland	\$115,869.52	5
2019 VANCOUVER AIRPORT	Israel	\$208,744.47	12
2019 VANCOUVER AIRPORT	Italy	\$60,949.77	5
2019 VANCOUVER AIRPORT	Jamaica	\$51,097.35	3
2019 VANCOUVER AIRPORT	Japan	\$2,287,537.32	55
2019 VANCOUVER AIRPORT	Jordan	\$71,294.60	4
2019 VANCOUVER AIRPORT	Kazakhstan	\$299,329.11	15
2019 VANCOUVER AIRPORT	Kenya	\$81,813.36	5
2019 VANCOUVER AIRPORT	Korea (Dem. People's Rep. of)	\$468,642.16	20
2019 VANCOUVER AIRPORT	Korea (the Republic of)	\$4,335,472.68	153
2019 VANCOUVER AIRPORT	Kuwait	\$867,810.46	4
2019 VANCOUVER AIRPORT	Kyrgyzstan	\$21,908.27	1
2019 VANCOUVER AIRPORT	Latvia	\$25,013.92	2
2019 VANCOUVER AIRPORT	Lebanon	\$181,161.87	9
2019 VANCOUVER AIRPORT	Libyan Arab Jamahiriya	\$13,305.07	1
2019 VANCOUVER AIRPORT	Macao	\$233,258.95	10
2019 VANCOUVER AIRPORT	Madagascar	\$12,048.70	1
2019 VANCOUVER AIRPORT	Malaysia	\$288,355.76	17
2019 VANCOUVER AIRPORT	Malta	\$39,895.16	1
2019 VANCOUVER AIRPORT	Mauritius	\$35,440.96	2
2019 VANCOUVER AIRPORT	Mexico	\$615,963.07	40
2019 VANCOUVER AIRPORT	Moldova (the Republic of)	\$10,000.00	1
2019 VANCOUVER AIRPORT	Mongolia	\$168,181.44	10
2019 VANCOUVER AIRPORT	Morocco	\$14,403.51	1
2019 VANCOUVER AIRPORT	Myanmar	\$90,976.75	5
2019 VANCOUVER AIRPORT	Nepal	\$26,770.01	1
2019 VANCOUVER AIRPORT	Netherlands	\$27,232.28	2
2019 VANCOUVER AIRPORT	New Zealand	\$153,880.53	11
2019 VANCOUVER AIRPORT	Nicaragua	\$23,228.90	1
2019 VANCOUVER AIRPORT	Nigeria	\$353,912.52	19
2019 VANCOUVER AIRPORT	Norway	\$10,000.00	1
2019 VANCOUVER AIRPORT	Pakistan	\$1,062,866.54	55
2019 VANCOUVER AIRPORT	Panama	\$43,336.27	2
2019 VANCOUVER AIRPORT	Paraguay	\$20,829.14	1
2019 VANCOUVER AIRPORT	Peru	\$145,412.40	8
2019 VANCOUVER AIRPORT	Philippines	\$3,338,353.10	169
2019 VANCOUVER AIRPORT	Poland	\$102,250.67	7
2019 VANCOUVER AIRPORT	Portugal	\$47,300.51	2
2019 VANCOUVER AIRPORT	Reunion Island	\$10,476.75	1
2019 VANCOUVER AIRPORT	Romania	\$69,786.01	2
2019 VANCOUVER AIRPORT	Russian Federation (the)	\$1,527,133.42	48
2019 VANCOUVER AIRPORT	Saint Barthélemy	\$20,000.00	1
2019 VANCOUVER AIRPORT	Saint Kitts and Nevis	\$48,602.14	1
2019 VANCOUVER AIRPORT	Saudi Arabia	\$42,481.96	3
2019 VANCOUVER AIRPORT	Serbia	\$45,802.79	2
2019 VANCOUVER AIRPORT	Sierra Leone	\$13,158.04	1
2019 VANCOUVER AIRPORT	Singapore	\$103,684,347.67	25
2019 VANCOUVER AIRPORT	South Africa	\$169,162.96	11
2019 VANCOUVER AIRPORT	Spain	\$13,304.56	1
2019 VANCOUVER AIRPORT	Sri Lanka	\$168,999.17	11
2019 VANCOUVER AIRPORT	Suriname	\$19,400.00	1
2019 VANCOUVER AIRPORT	Sweden	\$15,290.00	1
2019 VANCOUVER AIRPORT	Switzerland	\$44,220.00	3
2019 VANCOUVER AIRPORT	Syrian Arab Republic	\$43,726.45	4
2019 VANCOUVER AIRPORT	Taiwan	\$1,499,034.26	85
2019 VANCOUVER AIRPORT	Tanzania (United Republic of)	\$24,411.97	1
2019 VANCOUVER AIRPORT	Thailand	\$609,680.78	26
2019 VANCOUVER AIRPORT	Trinidad and Tobago	\$229,855.75	3
2019 VANCOUVER AIRPORT	Turkey	\$236,730.24	9
2019 VANCOUVER AIRPORT	Turkmenistan	\$34,041.48	3
2019 VANCOUVER AIRPORT	Uganda	\$1,092,083.23	2
2019 VANCOUVER AIRPORT	Ukraine	\$576,459.93	28
2019 VANCOUVER AIRPORT	United Arab Emirates (the)	\$217,244.75	10
2019 VANCOUVER AIRPORT	United Kingdom (the)	\$534,087.13	30
2019 VANCOUVER AIRPORT	United States	\$30,471,740.11	146
2019 VANCOUVER AIRPORT	Unknown	\$348,259,315.48	8,066
2019 VANCOUVER AIRPORT	Venezuela (Bolivarian Republic of)	\$10,236.87	1
2019 VANCOUVER AIRPORT	Viet Nam	\$1,935,781.69	112
2019 VANCOUVER AIRPORT	Yemen	\$12,362.12	1
2019 VANCOUVER AIRPORT	Zimbabwe	\$40,607.36	1

2019 VANCOUVER CRUISE SHIP OPERATIONS	United States	\$1,090,702.48	2
2019 VANCOUVER CRUISE SHIP OPERATIONS	Unknown	\$4,303,905.91	13
2019 VERNON	China	\$48,800.00	3
2019 VERNON	United States	\$26,146.03	1
2019 VERNON	Unknown	\$12,330.46	1
2019 VICTORIA	Canada	\$99,150.52	3
2019 VICTORIA	Hungary	\$48,641.31	2
2019 VICTORIA	Philippines	\$18,695.29	1
2019 VICTORIA	Romania	\$63,931.13	2
2019 VICTORIA	Singapore	\$11,676.57	1
2019 VICTORIA	Thailand	\$19,876.62	1
2019 VICTORIA	United States	\$204,626.18	4
2019 VICTORIA	Unknown	\$446,614.97	22
2019 WANETA	Canada	\$45,639.13	1
2019 WANETA	United States	\$13,288.64	1
2019 Total		\$948,577,686.20	15,827
2020 ALDERGROVE	Canada	\$34,325.34	1
2020 ALDERGROVE	Mexico	\$28,089.40	1
2020 ALDERGROVE	United States	\$10,474.48	1
2020 ALDERGROVE	Unknown	\$144,883.92	8
2020 BOUNDARY BAY	Unknown	\$3,246,227.15	4
2020 BRITISH COLUMBIA	Unknown	\$13,593.89	1
2020 CASCADE	United States	\$20,912.00	1
2020 CASCADE	Unknown	\$56,277.28	2
2020 DOUGLAS	Bangladesh	\$26,597.43	1
2020 DOUGLAS	Canada	\$294,840.30	5
2020 DOUGLAS	China	\$61,560.60	4
2020 DOUGLAS	India	\$10,000.00	1
2020 DOUGLAS	United States	\$281,785.22	15
2020 DOUGLAS	Unknown	\$1,711,097.67	47
2020 HUNTINGDON	Canada	\$10,460.42	1
2020 HUNTINGDON	United States	\$14,513.84	1
2020 HUNTINGDON	Unknown	\$141,992.02	11
2020 KINGSGATE	United States	\$26,209.10	2
2020 KINGSGATE	Unknown	\$34,471.50	1
2020 NELWAY	United States	\$29,917.68	1
2020 OSOYOOS	United States	\$13,435.96	1
2020 OSOYOOS	Unknown	\$40,341.86	1
2020 PACIFIC HIGHWAY	Austria	\$1,773.02	1
2020 PACIFIC HIGHWAY	Canada	\$154,077.49	5
2020 PACIFIC HIGHWAY	China	\$11,161.52	1
2020 PACIFIC HIGHWAY	India	\$10,000.00	1
2020 PACIFIC HIGHWAY	Indonesia	\$64,600.00	1
2020 PACIFIC HIGHWAY	Mexico	\$11,387.84	1
2020 PACIFIC HIGHWAY	Poland	\$33,449.10	1
2020 PACIFIC HIGHWAY	Singapore	\$41,422.08	4
2020 PACIFIC HIGHWAY	Sweden	\$19,391.58	1
2020 PACIFIC HIGHWAY	United States	\$523,673.75	12
2020 PACIFIC HIGHWAY	Unknown	\$2,213,473.59	67
2020 PRINCE GEORGE	Unknown	\$22,833.97	1
2020 PRINCE RUPERT	Germany	\$10,985.11	1
2020 PRINCE RUPERT	United States	\$16,234.16	1
2020 PRINCE RUPERT	Unknown	\$68,294.83	6
2020 ROOSVILLE	United States	\$12,100.04	1
2020 ROOSVILLE	Unknown	\$19,800.00	1
2020 RYKERTS	China	\$30,614.00	2
2020 RYKERTS	Unknown	\$84,540.76	3
2020 SIDNEY - VICTORIA	United States	\$23,822.27	1
2020 SIDNEY - VICTORIA	Unknown	\$12,706.47	1
2020 VANCOUVER - MARINE OPS	Argentina	\$12,558.34	1
2020 VANCOUVER - MARINE OPS	Australia	\$24,855.05	1
2020 VANCOUVER - MARINE OPS	Barbados	\$22,874.84	1
2020 VANCOUVER - MARINE OPS	Greece	\$49,413.44	2
2020 VANCOUVER - MARINE OPS	India	\$30,688.21	2
2020 VANCOUVER - MARINE OPS	Netherlands	\$15,578.17	1
2020 VANCOUVER - MARINE OPS	Philippines	\$72,465.68	3
2020 VANCOUVER - MARINE OPS	Romania	\$16,006.14	1
2020 VANCOUVER - MARINE OPS	Thailand	\$14,338.99	1
2020 VANCOUVER - MARINE OPS	Ukraine	\$29,630.60	2
2020 VANCOUVER - MARINE OPS	United Kingdom (the)	\$1,200,000.00	1
2020 VANCOUVER - MARINE OPS	United States	\$13,332.77	1
2020 VANCOUVER - MARINE OPS	Unknown	\$1,641,544.31	28
2020 VANCOUVER AIRPORT	Algeria	\$144,725.43	9
2020 VANCOUVER AIRPORT	Argentina	\$10,651.33	1
2020 VANCOUVER AIRPORT	Australia	\$156,012.57	9
2020 VANCOUVER AIRPORT	Bangladesh	\$71,598.70	6
2020 VANCOUVER AIRPORT	Belarus	\$29,466.62	1
2020 VANCOUVER AIRPORT	Belgium	\$11,861.51	1
2020 VANCOUVER AIRPORT	Belize	\$14,772.08	1
2020 VANCOUVER AIRPORT	Brazil	\$73,699.40	5
2020 VANCOUVER AIRPORT	Bulgaria	\$20,483.56	1

AR

2020 VANCOUVER AIRPORT	Canada	\$8,468,996.10	343
2020 VANCOUVER AIRPORT	Chad	\$20,000.00	1
2020 VANCOUVER AIRPORT	Chile	\$54,584.13	3
2020 VANCOUVER AIRPORT	China	\$14,919,671.98	745
2020 VANCOUVER AIRPORT	Colombia	\$65,421.43	4
2020 VANCOUVER AIRPORT	Cote d'Ivoire	\$20,375.29	1
2020 VANCOUVER AIRPORT	Ecuador	\$41,202.04	2
2020 VANCOUVER AIRPORT	Egypt	\$183,985.57	10
2020 VANCOUVER AIRPORT	France	\$179,320.85	6
2020 VANCOUVER AIRPORT	Germany	\$36,283.92	2
2020 VANCOUVER AIRPORT	Ghana	\$39,502.88	3
2020 VANCOUVER AIRPORT	Greece	\$24,965.95	1
2020 VANCOUVER AIRPORT	Guinea	\$106,775.80	1
2020 VANCOUVER AIRPORT	Hong Kong	\$5,189,234.76	103
2020 VANCOUVER AIRPORT	India	\$1,181,757.93	55
2020 VANCOUVER AIRPORT	Indonesia	\$470,193.80	23
2020 VANCOUVER AIRPORT	Iran (Islamic Republic of)	\$3,503,696.11	143
2020 VANCOUVER AIRPORT	Israel	\$24,110.78	1
2020 VANCOUVER AIRPORT	Italy	\$28,906.94	2
2020 VANCOUVER AIRPORT	Jamaica	\$12,125.68	1
2020 VANCOUVER AIRPORT	Japan	\$318,682.88	14
2020 VANCOUVER AIRPORT	Kazakhstan	\$67,108.20	4
2020 VANCOUVER AIRPORT	Kenya	\$94,923.18	5
2020 VANCOUVER AIRPORT	Korea (Dem. People's Rep. of)	\$1,060,222.76	46
2020 VANCOUVER AIRPORT	Korea (the Republic of)	\$609,639.28	28
2020 VANCOUVER AIRPORT	Lebanon	\$166,417.47	8
2020 VANCOUVER AIRPORT	Lithuania	\$33,182.44	1
2020 VANCOUVER AIRPORT	Macao	\$13,743.21	1
2020 VANCOUVER AIRPORT	Malaysia	\$49,866.54	2
2020 VANCOUVER AIRPORT	Mexico	\$230,498.29	14
2020 VANCOUVER AIRPORT	Moldova (the Republic of)	\$41,393.67	2
2020 VANCOUVER AIRPORT	Mongolia	\$154,519.75	4
2020 VANCOUVER AIRPORT	Morocco	\$60,712.58	4
2020 VANCOUVER AIRPORT	Nepal	\$17,556.02	1
2020 VANCOUVER AIRPORT	Netherlands	\$44,166.32	2
2020 VANCOUVER AIRPORT	New Zealand	\$11,242.10	1
2020 VANCOUVER AIRPORT	Nigeria	\$269,587.67	11
2020 VANCOUVER AIRPORT	Pakistan	\$306,049.10	17
2020 VANCOUVER AIRPORT	Palestine (State of)	\$20,890.00	2
2020 VANCOUVER AIRPORT	Peru	\$44,028.49	2
2020 VANCOUVER AIRPORT	Philippines	\$1,262,014.03	54
2020 VANCOUVER AIRPORT	Poland	\$10,120.00	1
2020 VANCOUVER AIRPORT	Romania	\$11,628.11	1
2020 VANCOUVER AIRPORT	Russian Federation (the)	\$449,728.71	22
2020 VANCOUVER AIRPORT	Saudi Arabia	\$74,233.14	3
2020 VANCOUVER AIRPORT	Singapore	\$229,700.42	10
2020 VANCOUVER AIRPORT	South Africa	\$29,672.72	2
2020 VANCOUVER AIRPORT	Spain	\$14,739.46	1
2020 VANCOUVER AIRPORT	Sri Lanka	\$35,962.46	3
2020 VANCOUVER AIRPORT	Syrian Arab Republic	\$209,293.67	5
2020 VANCOUVER AIRPORT	Taiwan	\$414,160.72	22
2020 VANCOUVER AIRPORT	Thailand	\$103,678.35	3
2020 VANCOUVER AIRPORT	Togo	\$16,573.31	1
2020 VANCOUVER AIRPORT	Turkey	\$166,614.26	3
2020 VANCOUVER AIRPORT	Ukraine	\$381,311.92	14
2020 VANCOUVER AIRPORT	United Kingdom (the)	\$102,627.78	4
2020 VANCOUVER AIRPORT	United States	\$1,408,268.65	54
2020 VANCOUVER AIRPORT	Unknown	\$71,624,483.25	2,562
2020 VANCOUVER AIRPORT	Viet Nam	\$617,166.82	36
2020 VANCOUVER CRUISE SHIP OPERATIONS	Unknown	\$3,660,466.63	6
2020 VERNON	China	\$16,797.43	1
2020 VERNON	Unknown	\$35,425.52	3
2020 Total		\$132,375,115.63	4,733
Grand Total		\$17,006,364,033.84	160,712